


2019 ANNUAL REPORT



TOWN OF BRIGHTON POLICE

MESSAGE FROM THE CHIEF



2019 was a year of change. Brighton Police Chief Mark Henderson retired after a 38-year law enforcement career. Chief Henderson served the Town of Brighton as Chief of Police for over 9 years. Under his leadership Chief Henderson implemented a body worn camera program, uniformed part-time court security officers, and a robust community engagement initiative. He was also instrumental in the re-opening of the infamous ax murder investigation that occurred in 1982. The members of the department acknowledge the considerable contributions of Chief Mark T. Henderson.



In 2019 the Brighton Police Department responded to **57,980 calls for service**, a **15% increase** from 2018. Crime Statistics for 2019 show that combined Part I and Part II Offenses **increased by 8%**, **burglaries increased by 35%**, **larcenies increased by 5%** and **overall arrests increased by 10%** from 2018.

The residents of Brighton continue to indicate that traffic issues are among the highest concerns that they have. The Department has continued our efforts to traffic safety by instituting a "*traffic car*" whose sole responsibility is to enforce the vehicle and traffic laws. We continue to monitor high volume areas by deploying both overt speed measuring devices like "*Officer Smart*," and covert means to collect traffic data. The Brighton Police Department issued a total of **5267 traffic ticket citations**, a **16% increase from 2018**.

The Brighton Police Department continues to be committed to public safety for the residents and visitors of the Town of Brighton. We ask for the community's help in our efforts. The department works with various neighborhood groups and other stakeholders on areas of concern relating to public safety. We provide information on crime trends and patterns via the "*Police Blotter*", which can be found on the Town website www.townofbrighton.org.

I want to take this opportunity to express my gratitude and appreciation to Supervisor William Moehle and the members of the Brighton Town Board for their continued support of the Brighton Police Department. On a personal note I would like to thank Supervisor Moehle and members of the Town Board for giving me an opportunity to lead the finest law enforcement organization in New York State.

The men and women of the Brighton Police Department are dedicated to providing the highest level of policing services to the Brighton community. I am truly honored to lead and serve with such a dedicated group of men and women.

David Catholdi

Chief of Police

TOWN OF BRIGHTON POLICE

ADMINISTRATION



DAVID CATHOLDI

CAPTAIN

STAFF SERVICES

(PROMOTED TO CHIEF

9/2019)



MICHAEL DESAIN

CAPTAIN

PATROL OPERATIONS



ACCREDITATION

The Brighton Police Department became one of the first Police Departments in the State to receive Accreditation by the New York State Bureau for Municipal Police in 1991.



BODY WORN CAMERAS

2019

20,930 VIDEO FILES

3293 HOURS OF VIDEO

5928 GB OF VIDEOS



RETIRED



Chief Mark Henderson

Chief Henderson served the community for over 34 years, serving the last 9 years as the Chief of Police. Chief Henderson demonstrated dedication and commitment to the members of the community and to the Town of Brighton Police Department by serving in a variety of roles. He had served in the capacity of Patrol Officer, one of our first Bicycle Patrol Officers, Youth Investigator, Sergeant, Lieutenant, Captain, and Chief. It is with gratitude and respect that we acknowledge the significant contributions Chief Henderson have made throughout the past 34 years.

Chief Henderson retired in September of 2019.

Officer Brad Steve

Officer Steve retired from the Brighton Police Department in August of 2019 after serving over 18 years on the job. Brad's dedication and commitment to the community was displayed in his multiple roles as an officer. He served in the capacity of Patrol Officer, Bicycle Patrol Officer, GRANET Officer, Firearms Instructor and Defensive Tactics Instructor. It is with gratitude and respect that we acknowledge the significant contributions Officer Steve made throughout his career.



TABLE OF CONTENTS**ADMINISTRATIVE SECTION**

PERSONNEL ROSTER	5
ORGANIZATIONAL CHART	6
2018 POLICE DEPARTMENT BUDGET	6
2019 POLICE DEPARTMENT BUDGET	6

CRIME STATISTICS SECTION

CALLS FOR SERVICE	7
NIBRS REPORTING	8
FIVE YEAR TRENDS	10
ARREST BOOKINGS	11
DOMESTIC VIOLENCE INCIDENTS	12
TRAFFIC TICKETS / DWI ARRESTS	14
MOTOR VEHICLE ACCIDENTS	15
ALARM STATISTICS	16

JUVENILE CONTACTS SECTION 16**IDENTIFICATION DIVISION** 17**ANIMAL CONTROL STATISTICS** 18**COMMENDATIONS** 19**COMMUNITY SERVICES** 21

PERSONNEL ROSTER**CHIEF OF POLICE**

Mark Henderson (Retired 9/2019)

Chief's Secretary

Diane Monaghan

CAPTAINSStaff

David Catholdi

Operations

Michael DeSain

LIEUTENANTS

Ron Ward

David Swancott

Christopher Wagner

SERGEANTSJose Caraballo
Timothy KarchBrian Cecere
Keith Woodard**OFFICERS**Taylor Barth
Lisa Bianco
Spencer Bills
Marcus Capeder
Bradley Clouston
James DeNero
Derick Fera
Brandan Flickner
Cale Flora
Rebecca HalpinLisa Hillier
Shawn Houseman
Heidi Kaiser
Justin Keller
Joseph LaBarbera
Julio Montes
Tyler Moulton
Carlos Oquendo
Sean Peck
Jeffrey RuffaloMark Skidmore
John Starr
Brad Steve
James Tumbiolo**PART-TIME OFFICERS**Joseph Hillier
Sanjib Mudvary
James Noble
Troy Williams**SPECIAL SERVICES DIVISION**InvestigatorsStephen Hunt
Renee Fischer
Michael RomachInvestigative Sergeant Coordinator

Allison Laubacher

Secretary

Jackie Pike

Drug Task Force

Zach Hoag

Identification Division

Ryan Lehigh

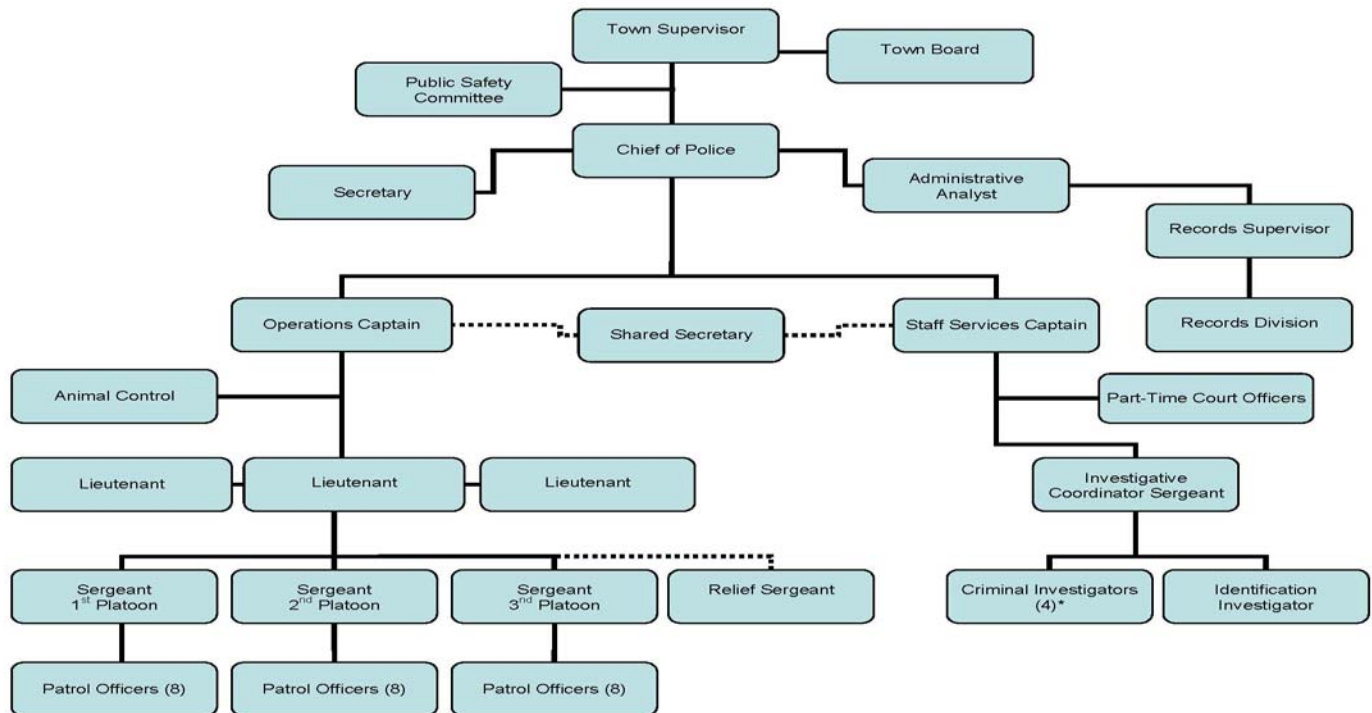
ADMINISTRATIVE ANALYST

JP O'Brien

ANIMAL CONTROLBruce Blackman
Jim Camiolo
Shana Hagins**RECORDS PERSONNEL**Linda DeJohn
Patrice CooperSue Ost
Jean Saucke

ORGANIZATIONAL CHART

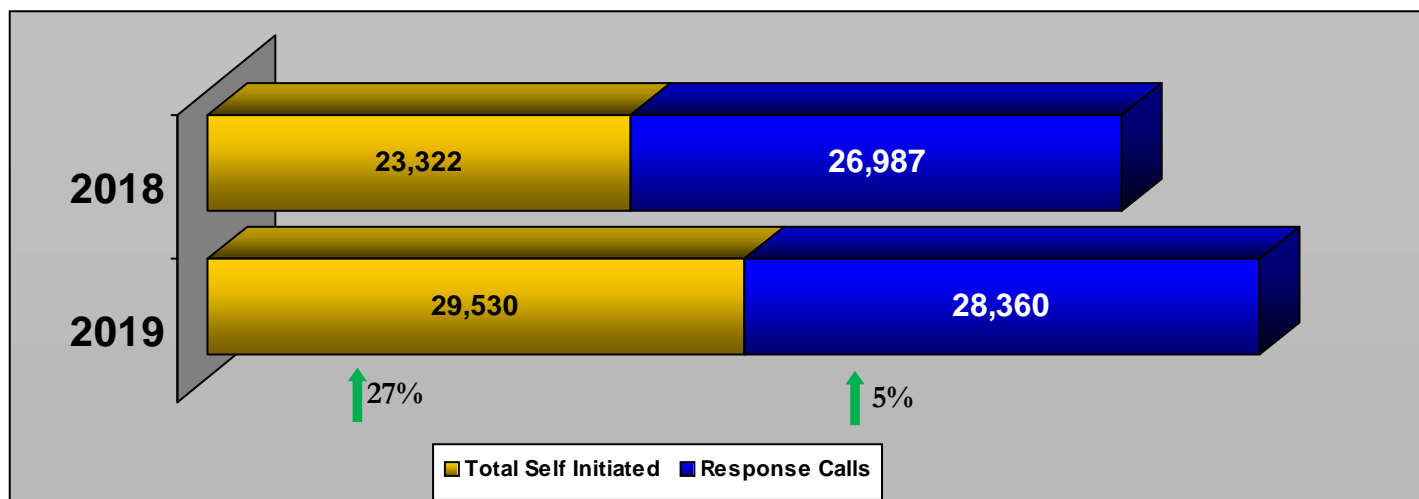
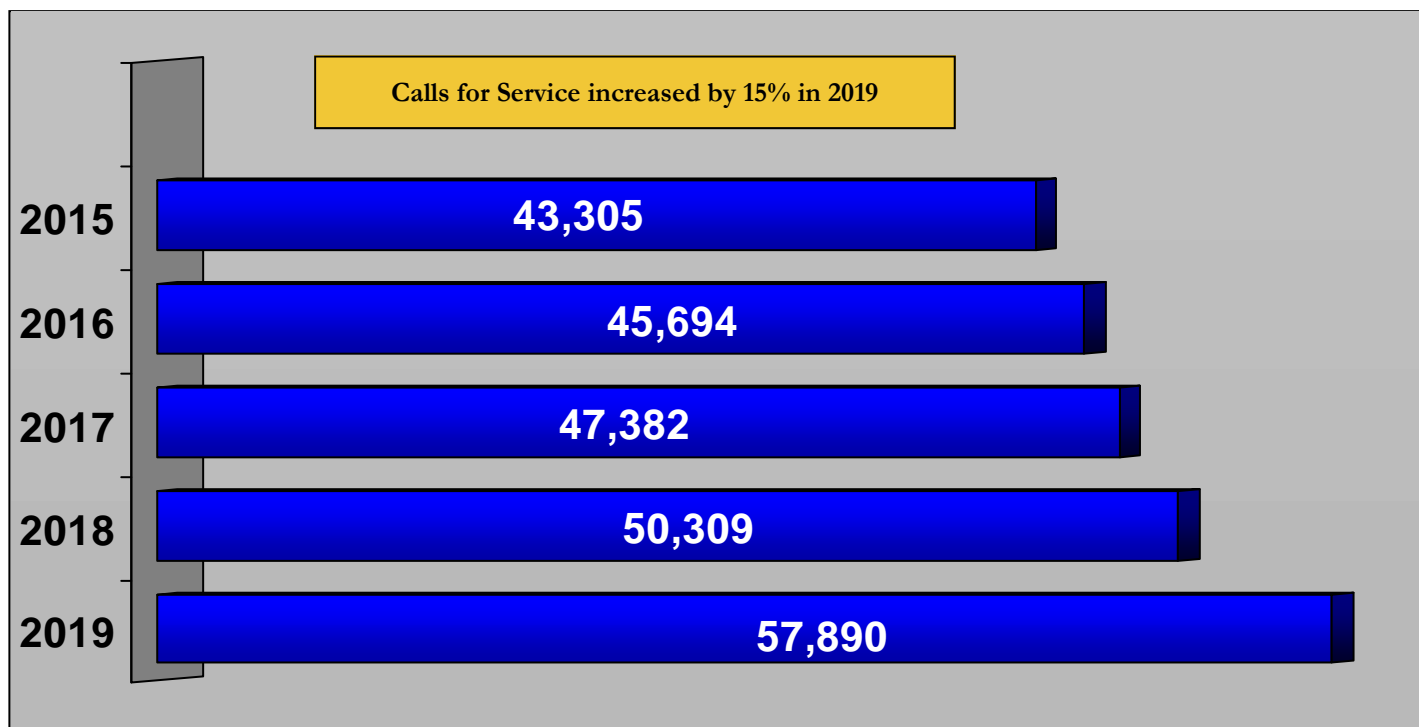
BRIGHTON POLICE DEPARTMENT



POLICE BUDGET

POLICE	2018	2019
PERSONAL SERVICES	4,777,455	4,906,585
EQUIPMENT & CAPITAL OUTLAY	210,074	149,905
SUPPLIES & CONTRACTUAL SERVICES	408,416	443,280
UTILITY EXPENSES	14,210	14,630
EMPLOYEE BENEFITS	2,750,260	2,822,020
TOTAL	\$ 8,160,415	\$ 8,336,420
PART-TIME OFFICERS		
PERSONAL SERVICES	30,000	42,900
SUPPLIES & CONTRACTUAL SERVICES	12,500	10,000
EMPLOYEE BENEFITS	2,300	3,285
TOTAL	\$ 44,800	\$ 56,185
ANIMAL CONTROL OFFICERS		
PERSONAL SERVICES	53,025	48,300
SUPPLIES & CONTRACTUAL SERVICES	20,640	15,900
TOTAL	\$ 17,665	\$ 64,200

CALLS FOR SERVICE



CRIME STATISTICS

In 2007, the Brighton Police Department began using the New York State Incident Based Reporting (**NYSIBR**) system to provide crime statistics to the Division of Criminal Justice Services of New York.

In previous years, we reported via the Uniformed Crime Report system (**UCR**) which was designed to tally the most serious offense reported to a law enforcement agency.

Within NYSIBR, instead of tallying certain key events or most serious offense, data is collected on all criminal offenses within an incident, not just the most serious offense.

NATIONAL INCIDENT BASED REPORTING SYSTEM OFFENSES

	OFFENSE	2018 TOTALS	2019 TOTALS	2019 CLEARED	% CLEARED
GROUP A					
9A	HOMICIDE OFFENSES	0	0	0	-
11A	FORCIBLE RAPE	7	2	1	50%
11B	FORCIBLE SODOMY	2	5	4	80%
11C	SEXUAL ASSAULT	1	0	0	-
11D	FORCIBLE FONDLING	8	7	3	43%
13A	AGGRAVATED ASSAULT	12	17	16	94%
13B	SIMPLE ASSAULT	161	194	148	76%
13C	INTIMIDATION	39	41	27	66%
23A	POCKET PICKING	2	0	0	-
23B	PURSE SNATCHING	3	0	0	-
23C	SHOPLIFTING	69	53	26	49%
23D	THEFT FROM BUILDING	130	103	22	21%
23E	THEFT FROM COIN-OP MACHINE	1	0	0	-
23F	THEFT FROM MOTOR VEHICLE	96	159	10	6%
23G	THEFT OF MOTOR VEHICLE PARTS	18	16	0	0%
23H	ALL OTHER LARCENY	289	316	33	10%
26A	FALSE PRETENSE / SWINDLE / GAMES	5	2	1	50%
26B	CREDIT CARD / ATM FRAUD	30	0	0	-
26C	IMPERSONATION	20	64	10	16%
35A	DRUG/NARCOTIC VIOLATIONS	42	46	42	91%
35B	DRUG EQUIPMENT VIOLATIONS	4	0	0	-
36A	INCEST	0	0	0	-
36B	STATUTORY RAPE	0	0	0	-
40A	PROSTITUTION	1	1	1	100%
100	KIDNAPPING	5	5	3	60%
120	ROBBERY	18	5	2	40%
200	ARSON	0	0	0	-
210	EXTORTION / BLACKMAIL	4	0	0	-
220	BURGLARY / BREAKING & ENTERING	66	89	13	15%
240	MOTOR VEHICLE THEFT	19	14	6	43%
250	COUNTERFEITING / FORGERY	28	47	13	28%
270	EMBEZZLEMENT	0	1	1	100%
280	STOLEN PROPERTY OFFENSES	8	6	6	100%
290	DESTRUCTION / DAMAGE / VANDALISM OF PROPERTY	180	170	50	29%
370	PORNOGRAPHY / OBSCENE MATERIAL	3	2	2	100%
520	WEAPONS LAW VIOLATIONS	3	2	1	50%

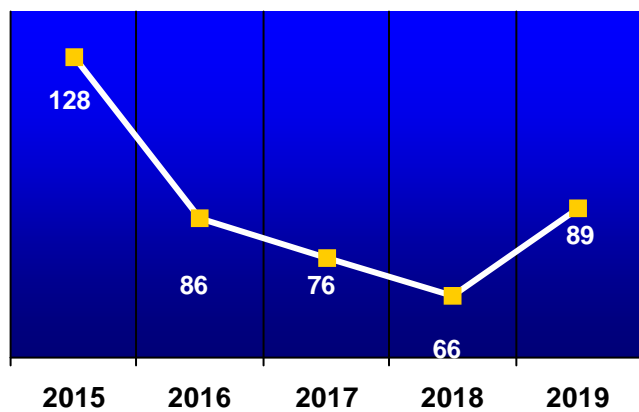
NATIONAL INCIDENT BASED REPORTING SYSTEM OFFENSES

	OFFENSE	2018 TOTALS	2019 TOTALS	2019 CLEARED	% CLEARED
GROUP B					
90A	BAD CHECKS	3	2	1	50%
90B	CURFEW / LOITERING / VAGRANCY	0	0	0	0%
90C	DISORDERLY CONDUCT	4	2	1	50%
90D	DRIVING UNDER THE INFLUENCE	195	253	253	100%
90G	LIQUOR LAW VIOLATIONS	1	0	0	-
90H	UNLAWFUL SURVEILLANCE	1	0	0	-
90J	TRESPASS OF REAL PROPERTY	42	45	27	60%
90Z	ALL OTHER OFFENSES	122	98	77	79%
TOTAL OFFENSES		1642	1767	800	45%

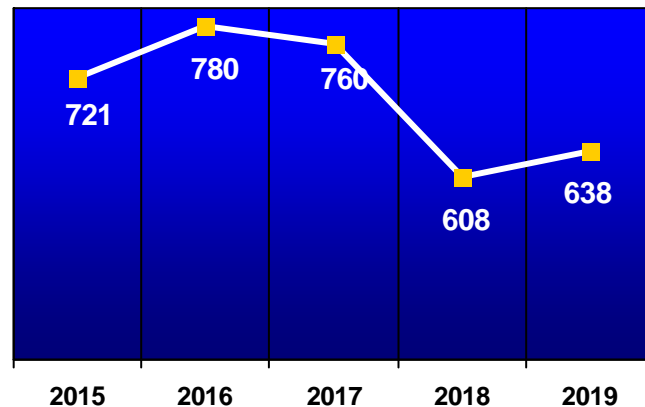


FIVE YEAR TRENDS

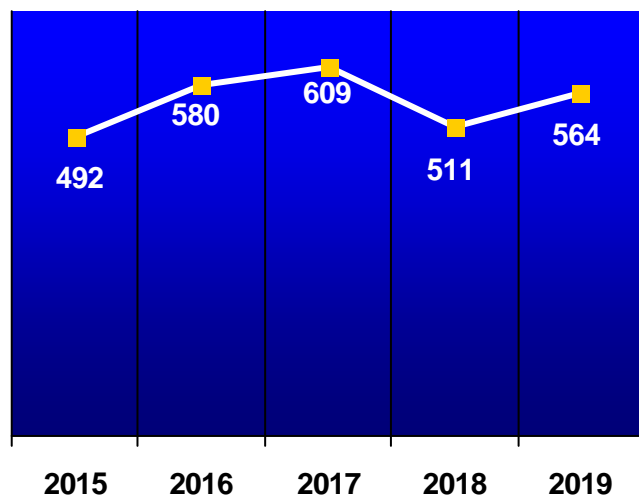
BURGLARY



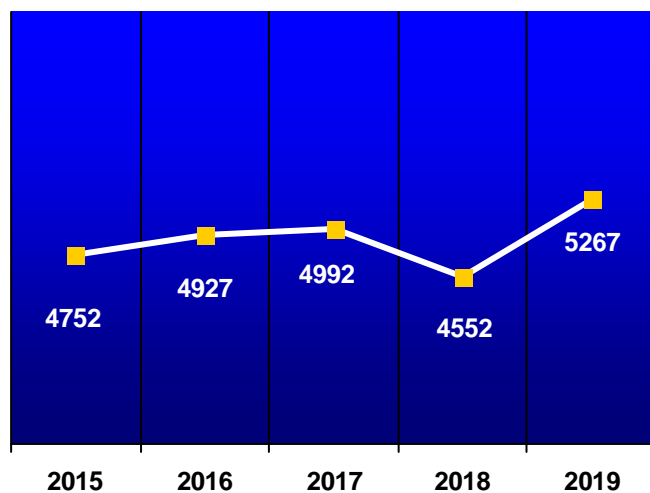
LARCENY



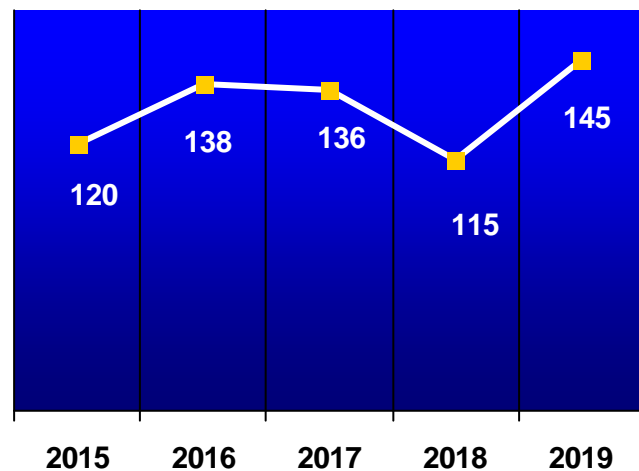
ARRESTS



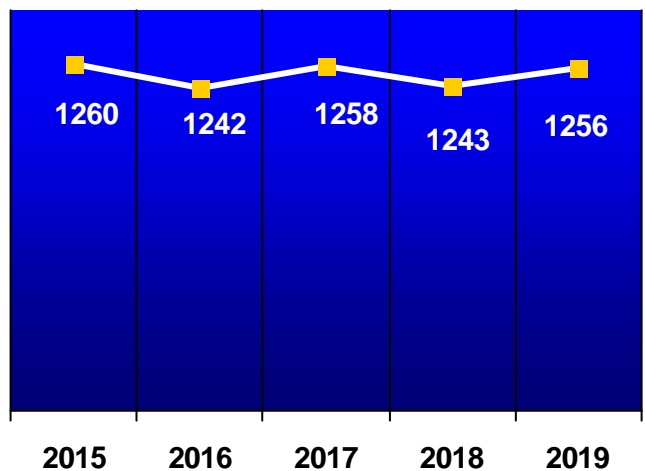
TRAFFIC TICKET ARRESTS



DWI / DWAI ARRESTS

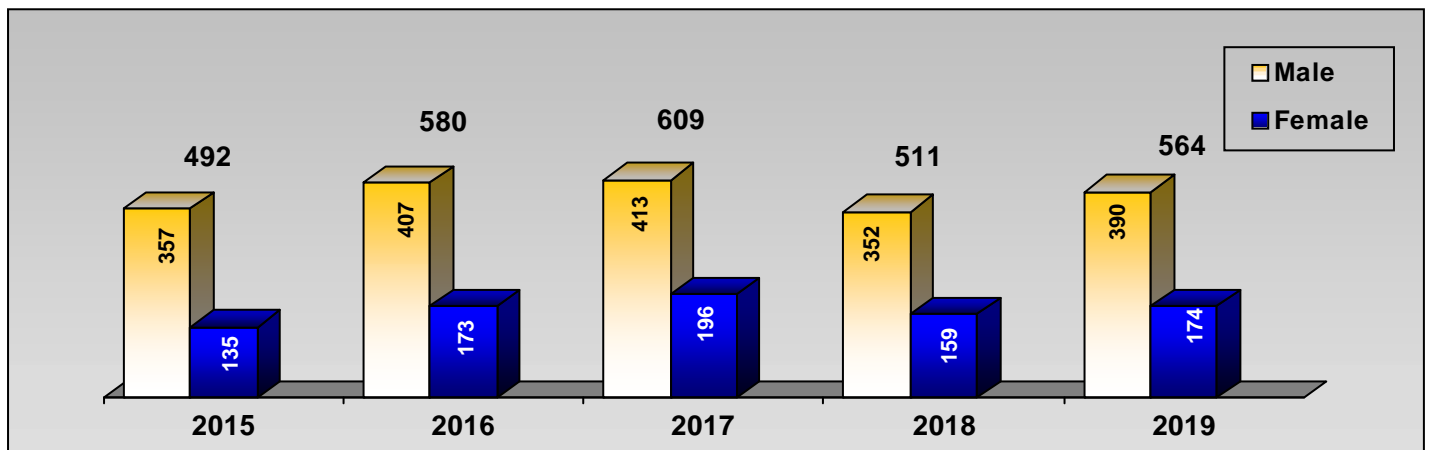


MOTOR VEHICLE ACCIDENTS

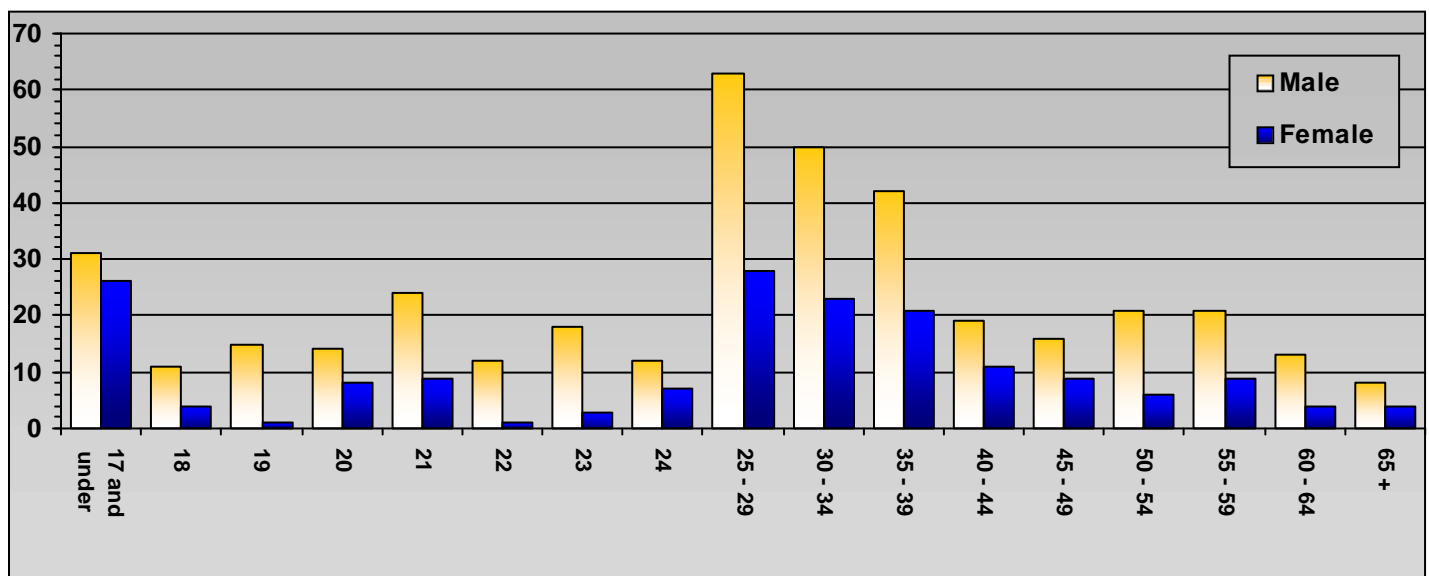


ARREST BOOKINGS

AGE GROUP	2018 NUMBER OF		2019 NUMBER OF	
	MALE	FEMALE	MALE	FEMALE
17 and under	31	21	31	26
18 — 64	315	136	351	144
65 and over	6	2	8	4
TOTALS				
MALES / FEMALES	352	159	390	174
COMBINED TOTALS	511		564	



THE PERCENT CHANGE FOR ARRESTS FROM 2018 TO 2019 IS UP 10%



DOMESTIC VIOLENCE INCIDENTS

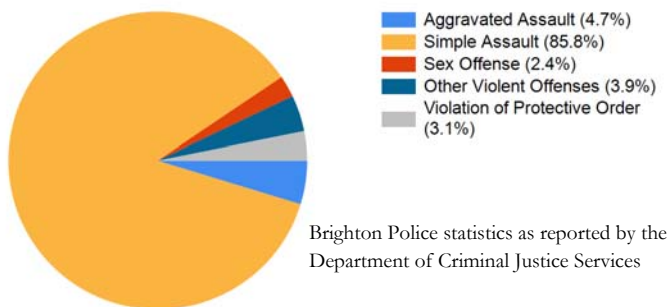
It is the policy of the Brighton Police Department to treat Domestic Violence as criminal conduct. All reports and allegations of Domestic Violence will be fully investigated by a member of the Brighton Police Department. An incident of Domestic Violence is defined as any disturbance, dispute, violence, or report of an offense within a domestic relationship where police intervention is requested.

A domestic relationship includes persons who: are legally married to one another, were formerly married to one another, are related by blood, are related by marriage, have a child in common, are currently or previously involved in a significant intimate or dating relationship, regardless of whether or not they previously lived together (includes same sex couples), are specified such by law (e.g., foster-families and step-families).

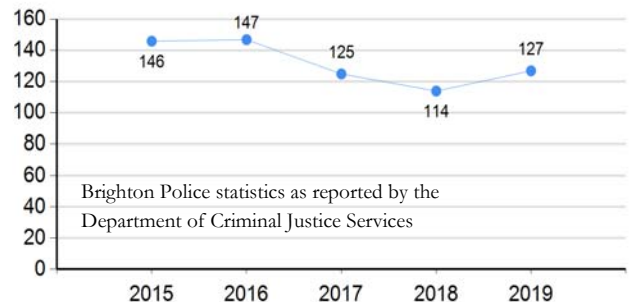


In 2019, the Department investigated **450** calls that were of a domestic nature. This reflects a decrease from the **457** calls in 2018. Of the total calls responded to in 2019, 42 resulted in an arrest and criminal prosecution of the offender when a Penal Law statute was violated.

2019 Domestic Violence Victims by Offense



Domestic Violence Victim Data (2015 - 2019)



If you need immediate support, call our 24/7 Hotline
(585) 222-SAFE.

All are welcome at Willow. We serve everyone.

Domestic violence knows no boundaries. It affects women and men of all ages, income levels, cultures, religions, races, and sexual orientation—in cities, suburbs, and rural areas.

We all know someone impacted by domestic violence. 1 in 3 women and 1 in 4 men will be a victim of domestic violence in their lifetime.

We are here for you.

Willow Center services are for anyone who may believe they are in a dangerous relationship. Willow Center is also a resource for family, friends, neighbors, co-workers and other service providers who are concerned and want to know what they can do help someone they care about.

DOMESTIC VIOLENCE INCIDENTS

NATURE OF INCIDENT (MOST SERIOUS)	# OF CALLS		# OF ARRESTS	
	2018	2019	2018	2019
MENTAL HYGIENE ARREST	2	4	0	0
ROBBERY	0	0	0	0
BURGLARY	0	0	0	0
LARCENIES	2	3	0	1
CRIMINAL MISCHIEF	3	6	1	2
RECKLESS ENDANGERMENT	0	0	0	0
CRIMINAL POSS. CONTROLLED SUBSTANCE	0	0	0	0
UNLAWFUL IMPRISONMENT	1	4	1	3
ASSAULT (including simple assault)	6	11	3	9
MENACING	1	3	1	3
HARASSMENT (verbal or physical)	42	67	9	13
UNAUTHORIZED USE MOTOR VEHICLE	0	3	0	2
CRIMINAL CONTEMPT	0	5	0	4
AGGRAVATED HARASSMENT	1	1	0	1
STALKING	0	0	0	0
ENDANGERING WELFARE CHILD	0	1	0	1
TRESPASS/ DISORDERLY CONDUCT	0	1	0	1
CRIMINAL TRESPASS	1	1	1	0
IDENTITY THEFT/FORGERY	0	0	0	0
FAMILY TROUBLE /(boyfriend/girlfriend)	397	338	REPORTS ONLY	
CUSTODY DISPUTE	0	0	0	0
FALSE PERSONATION	0	0	0	0
SEX OFFENSES (including rape)	1	1	0	1
OTHER	0	1	0	1
TOTALS	457	450	16	42

TRAFFIC TICKET ARRESTS

BY TYPE OF OFFENSE	2018	2019
FELONIES AND MISDEMEANORS		
SUSPENDED OR REVOKED REGISTRATION	45	38
SUSPENDED OR REVOKED LICENSE	159	143
RECKLESS DRIVING	3	1
DWI FELONY: 16 MISDEMEANOR: 129	115	145
LEAVING THE SCENE OF AN ACCIDENT	0	1
ALL OTHER MISDEMEANORS	93	110
ALL OTHER FELONIES	5	14
TOTALS	420	452
VIOLATIONS		
UNINSURED	141	141
SPEEDING	702	988
TRAFFIC SIGNALS	364	452
STOP SIGNS	62	103
SEAT BELTS	48	31
PASSED STOPPED SCHOOL BUS	7	15
FAULTY EQUIPMENT	756	985
OPERATORS LICENSE	407	443
REGISTRATION	316	269
UNINSPECTED	710	554
DRIVING WHILE IMPAIRED	0	1
ALL OTHER TRAFFIC VIOLATIONS	619	833
TOTALS	4132	4815
COMBINED TOTALS:		
FOR FELONIES, MISDEMEANORS, VIOLATIONS	4552	5267



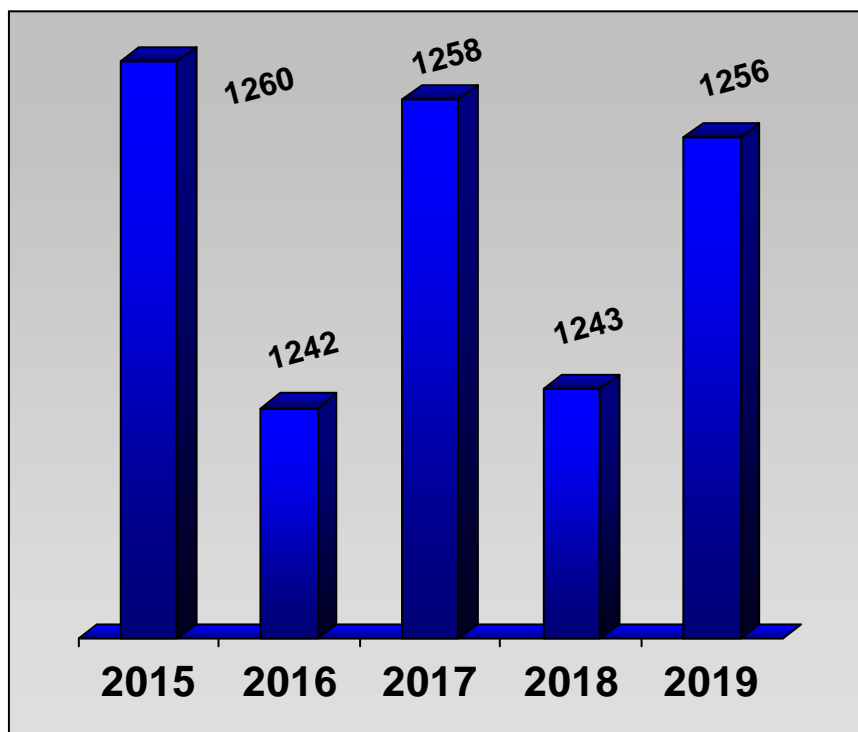
THE NUMBER OF TRAFFIC TICKETS WRITTEN IN 2019 HAS INCREASED BY 16% FROM 2018.

MOTOR VEHICLE ACCIDENTS

ACCIDENTS	2018	2019
Fatal Accidents	0	1
Injury Accidents	194	216
Property Damage Accidents	1049	1039
TOTAL ACCIDENTS	1243	1256

BREAKDOWN OF ACCIDENTS	2018	2019
A. Highway Accidents Without Injury	839	872
Highway Accidents With Injury	187	211
B. Fatal Highway Accidents	0	1
Fatal Parking Lot Accidents	0	0
C. Parking Lot Accidents Without Injury	210	167
Parking Lot Accidents With Injury	7	5
TOTAL	1243	1256

NUMBER OF PERSONS INJURED	2018	2019
In Highway Accidents	233	282
In Parking Lot Accidents	7	6
TOTAL	240	288



ALARM STATISTICS

ALARM TYPE	TOTAL NUMBER	LEGITIMATE	SUSPICIOUS	ACCIDENTAL DEFECTIVE	% ACCIDENTAL DEFECTIVE
ROBBERY	35	0	4	31	89%
BURGLARY	1634	20	159	1455	89%
FIRE	611	5	145	461	75%
TOTALS	2280	25	308	1947	85%



IN 2019 THERE WAS A SLIGHT DECREASE IN THE TOTAL NUMBER OF ALARM CALLS RESPONDED TO BY THE ROAD PATROL AS COMPARED TO THE 2,407 RESPONSES IN 2018.

OF THE TOTAL ALARM CALLS RESPONDED TO IN 2019, ONLY 333 OR 15% WERE DEEMED LEGITIMATE OR SUSPICIOUS IN NATURE.

JUVENILE CONTACTS

OFFENSE	JUVENILE CONTACTS	REFERRALS TO OTHER AGENCIES
ABSENT W/O LEAVE FROM HILLSIDE	13	13
ALCOHOL	3	0
BURGLARY	2	0
CRIMINAL MISCHIEF	3	0
DISSEMINATING INDECENT MATERIALS	10	0
DOMESTIC INCIDENT	40	0
HARASSMENT	6	0
MAKING GRAFFITI	0	0
MENTAL HEALTH	28	28
MISSING PERSONS	8	0
PETIT LARCENY	3	0
SUSPICIOUS INCIDENTS	21	0
TRESPASS	8	0
TRUANCY	1	0
UNLAWFUL POSSESSION OF MARIJUANA	2	0
OTHER	30	0
TOTALS	178	41

GENERAL OUTPUT

181 INDIVIDUAL LATENT FINGER OR PALM PRINTS were developed and lifted at crime scenes or at the Brighton Police Department laboratory facilities during 2019. Many of these were identified either through hand searching through leads developed by the Investigative Services Division personnel or through SAFIS (Statewide Automated Fingerprint Identification System), a valuable investigative tool of the Division of Criminal Justice Services which scans latent fingerprints, then compares the images with millions of sets of fingerprints on file in Albany.

20,282 PHOTOGRAPHS were taken, both at crime scenes, accidents and other incidents, and of arrested individuals for identification purposes.

1,601 pieces of PROPERTY / EVIDENCE were recorded into the property room.

In 2019, the Identification Unit participated in multiple pharmaceutical collection events. Those events resulted in the collection of **4,383 pounds** of **PHARMACEUTICAL** waste.

In 2019, the Identification Unit generated a total of **\$2,230** in **REVENUE** for the General Fund through photographic sales, abandoned property and the fees charged for fingerprinting.

234 persons were **FINGERPRINTED** during 2019 for licenses, permits, adoptions, etc., generating **\$1,830** for the Town.

TECH JOB STATISTICS

JOB TYPE	# OF JOBS	% OF TOTAL JOBS	# OF PHOTOS	PHOTOS PER JOB	# OF LATENTS
ASSAULT	14	3.4%	422	30	0
BURGLARY	94	22.7%	5816	62	91
CRIMINAL MISCHIEF	28	6.8%	793	28	7
DEATH	47	11.4%	2845	61	0
DOMESTIC VIOLENCE	10	2.4%	320	32	0
DRUG INVESTIGATION	11	2.7%	748	68	0
ENDGR WELFARE CHILD	2	.5%	66	33	0
FIRE	3	.7%	48	16	0
FIREARM INCIDENT	1	.2%	70	70	0
HARASSMENT	3	.7%	28	9	0
LARCENY	86	20.8%	3517	41	43
MAKING GRAFFITI	1	.2%	13	13	0
MHA TRANSPORT	5	1.2%	74	15	0
MVA	45	10.9%	2284	51	0
OTHER	16	3.9%	498	31	0
ROBBERY	7	1.7%	392	56	9
SEARCH WARRANT	2	.5%	498	249	0
SEXUAL ASSAULT	8	1.9%	619	77	3
SUBJECT RESISTANCE	1	.2%	6	6	0
SUSPICIOUS	16	3.9%	724	45	26
TRAFFIC OFFENSES	2	.5%	121	61	0
TRESPASS	2	.5%	63	32	0
UNAUTHORIZED USE MOTOR V.	10	2.4%	317	32	2
TOTALS	414		20,282		181

ANIMAL CONTROL

Brighton Animal Control officers responded to **1517** calls for service in 2019.

Brighton Animal Control officers seized a total of **45** dogs in 2019. A total of **30** dogs were impounded in 2019 and 15 were returned to their licensed owners. In addition, there were no cats that were cared for in 2019.

The Animal Control Department generated a revenue total for the Town of **\$23,608** in 2019 for licenses, fines and fees.

On October 5th, 2019 the Town of Brighton, in conjunction with the Monroe County Health Department, hosted the 26th annual Rabies Immunization Clinic for cats, dogs and ferrets at the Town Highway Department building. A total of **147** pets were vaccinated at the clinic.

Brighton Animal Control continued with the nuisance wildlife humane trap and release program where Brighton Animal Control Officers relocated over 300 nuisance wildlife animals for residents and businesses. This included the capture of bats which were taken to the Monroe County Health Department and tested for rabies when appropriate.

The Animal Control Department greatly appreciates the support provided by the Town Clerk's office and the Town Court with collecting license fees and fines.



STATISTICS

	2018	2019
DOG LICENSES ISSUED	2211	2306
LICENSE RENEWAL REMINDERS (Letters)	381	437
NON-RENEWAL FOLLOW-UPS (Personal Visit)	124	178
COMPLAINTS HANDLED	1473	1517
SUMMONSES ISSUED	12	10
DOGS SEIZED	48	45
DOGS IMPOUNDED	22	30
OTHER ANIMALS IMPOUNDED	3	0

FINES AND FEES REVENUE

	2018	2019
FINES COLLECTED	\$ 250.00	\$250.00
SEIZURE AND BOARDING FEES COLLECTED	\$ 1,484.00	\$2,521.00
TOTALS	\$ 1,734.00	\$2,771.00

DOG LICENSE REVENUE

	2018	2019
STATE REVENUE	\$ 2,494.00	\$2,646.00
BRIGHTON REVENUE	\$ 19,713.00	\$20,837.00
TOTALS	\$ 22,207.00	\$23,483.00

Each year, the Brighton Police Department recognizes exceptional contributions to the field of public safety by individuals both within the Department and in the community. The following awards were presented **May 19th, 2019** at a lunch hosted by the Brighton Patrol Association.

Excellent Police Service Award

OFFICER RYAN LEHIGH

During 2018, Investigator Lehigh processed several scenes for evidence. During the crime scene processing he was able to identify and “lift” fingerprints that led to arrests of unsolved incidents.

OFFICER TYLER MOULTON

Officer Moulton acted exceptionally with numerous individuals who were experiencing emotional distress. On more than one occasion, he has been able to calmly interact with persons who were clearly a danger to themselves, and was able to resolve the situations peacefully.

OFFICER MARCUS CAPEDER

On August 15, 2018, Officer Capeder responded to a robbery that had just occurred. Officer Capeder stopped three individuals a distance away from the area and detained them for further questioning. These three stopped individuals were the suspects who robbed and beat a person. They were ultimately arrested and convicted of the crimes.

OFFICER CALE FLORA AND OFFICER JOHN STARR

On October 3, 2018, Officer Flora heard police radio traffic from another jurisdiction involving suspects who fled a larceny in Henrietta. Knowing these suspects had committed numerous larcenies throughout the county, he radioed Officer Starr who responded to the area where the suspects would likely be while they were attempting to flee. The teamwork and collective efforts by Officer Flora and Officer Starr led to the arrest of a suspect and the recovery of thousands of dollars’ worth of stolen property.

OFFICER ZACH HOAG

On January 9, 2019, Officer Hoag, aware of numerous larcenies that were occurring throughout the Town, stopped two suspicious people in the early morning hours. Officer Hoag interviewed them and was able to gain reasonable suspicion to detain them further. Officer Hoag’s pro-active police work led to the arrest of two individuals who admitted to committing over 120 larcenies that morning alone.

CAPTAIN DAVID CATHOLDI

Captain Catholdi successfully implemented a computerized policy management system that will increase the efficiency in the overall administration of the Department.



Life Saving Award

OFFICER DERICK FERA

On April 24, 2019 Officer Fera administered CPR to an unconscious individual. Without Officer Fera's efforts, the individual would likely have died.

OFFICER DERICK FERA

On May 3, 2019 Officer Fera administered Narcan to an unconscious individual who had overdosed on heroin. Without Officer Fera's administration of Narcan, the individual would likely have died.

OFFICER BRADLEY CLOUSTON

On April 24, 2019 Officer Clouston administered CPR to an unconscious individual. Without Officer Clouston's efforts, the individual would likely have died.

Citizen Citation Award

MS. SHANNON KAUPP

On April 11, 2019, Shannon Kaupp observed a traffic collision on Linden Avenue. She stopped to render aid to a critically injured driver. The driver stopped breathing at one point and Shannon was able to provide lifesaving measures. Had Shannon not assisted, it is likely the driver would have died.

MS. BEKA SERDANS

On April 24, 2019, Beka Serdans observed an unconscious male in the middle of the road and performed lifesaving CPR. Had Beka not stopped to assist, it is likely the driver would have died.

MR. CHRIS DADEY

On April 24, 2019, Chris Dadey observed an unconscious male in the middle of the road and performed lifesaving CPR. Had Dadey not stopped to assist, it is likely the driver would have died.



COMMUNITY ENGAGEMENT INITIATIVE

The Brighton Police Department continues with the community policing model as the philosophy of the department. Community engagement, interacting with residents and addressing community needs are of the utmost importance. Community services and programs continue to be a high priority of the Brighton Police Department. This includes tours, presentations and servicing community events. Below is just a small sampling of the community engagement that was done in 2019.

BIKE RODEO

The Brighton Police Department, along with Brighton Rotary, the Farmer's Market and the Parks and Recreation Department, held a bike, scooter and roller blade rodeo in the parking lot at Brighton High School on June 2, 2019. The rodeo included safety talks and skill testing on an obstacle course. Officer Renee Fischer demonstrated bicycle safety and proper bicycle handling. Approximately 70 children and their parents attended the event. Each participant received a new bicycle helmet com-



pliments of the Brighton Police Patrol Association.

EXPLORER PROGRAM

The Brighton Police Department sponsors a Law Enforcement Career Explorers post for young people ages 14 through 20 who have completed at least 8th grade. There are more than 33,000 Law Enforcement Explorers in the United States.

Those involved in Exploring learn about careers in law enforcement through lectures, tours, and hands-on activities. There are opportunities for community service experiences. Explorers

receive advice from Brighton Police officers as to what steps they should be taking to prepare for careers in Law Enforcement.

Officer Tyler Moulton is the advisor to the program.

**COMMUNITY OUTREACH**

The Police Blotter is an online weekly composite of crimes occurring in Brighton, as well as occasional tips on keeping individuals, families, and property safe and secure. It is intended to inform and better prepare residents to take an active role in crime prevention and deterrence.

CHILD SEAT SAFETY CHECKS



IS YOUR CHILD IN THE RIGHT CAR SEAT?

The National Highway Traffic Safety Administration (NHTSA) reports that 8 out of 10 child safety seats are installed improperly. In New York State, those statistics are even more alarming. Nine out of ten child safety seats in New York are reported as being unsafe. The Brighton Police Department is doing its part to help combat those shocking statistics.

Our Child Safety Seat program has highly trained Police Officers dedicated not only to the safety of our community's children, but to the education of the parents, grandparents and caregivers watching over them. The Brighton Police Department holds monthly car seat checkpoints for interested residents. Residents can schedule appointments by calling 784-5389.

PHARMACEUTICAL DROP-OFF

To reduce potential sources of environmental contamination, the Brighton Police Department, in conjunction with the Monroe County Department of Environmental Services and the Drug Enforcement Administration, now organizes periodic pharmaceutical waste collections to provide our residents with a safe and proper way to dispose of their unused or unwanted medications. In 2019 **4,383 lbs.** of pharmaceutical waste was collected. This service is free of charge to Monroe County residents. Persons interested in this program can check the Town's web page at www.townofbrighton.org or www.monroecounty.gov for announcements on upcoming dates.



In 2019, the Town of Brighton sponsored two pharmaceutical take-back events on April 27th and October 26th. Investigator Ryan Lehigh, Officer Jeffrey Ruffalo, Officer Tyler Moulton and members of the Brighton Police Explorer Program assisted at these events. A total of 655 pounds of unwanted pharmaceuticals were collected.



PURPLE BOX CAMPAIGN

The Brighton Police Department participated in the annual Purple Box Campaign. This toy drive is for children and families living at the Willow Domestic Violence Center of Greater Rochester. Thanks to the generosity of our community, the Department was able to provide many toys and donations to help bring some normalcy and hope to the affected families during the holiday season.



SOCIAL MEDIA



COMMUNITY

Brighton Police Department Officers are available to assist neighborhood groups that wish to set up **Neighborhood Watch Programs**. Officers give presentations about crime prevention and security precautions and address concerns of Brighton residents.

In an effort to educate and aid the Brighton community in crime prevention and personal safety, Brighton Police Department Officers make presentations to Brighton organizations on a variety of topics. In 2019 more than **90 organizations** were served, totaling almost **40,000 persons**.



