

BRIGHTON POLICE DEPARTMENT

2013 ANNUAL REPORT



TOWN OF BRIGHTON POLICE DEPARTMENT

MESSAGE FROM THE CHIEF



2013 began with a new departmental program called **Community Engagement Initiative**. The goal of the program was to increase the interactions between the members of the Brighton Police Department and the community we serve. Officers were given the directive to perform one directed foot patrol, one special attention and one traffic special attention per day worked. A directed foot patrol takes an officer out of the confines of a patrol vehicle, thereby eliminating a physical barrier between individuals and the officer. Random patrol is part of everyday police work. However, special attentions are patrols that are focused on areas of concern that have the possibility for future criminal activity. Since becoming Chief of Police, I have heard a common concern amongst residents within the Town, that traffic is adversely affecting their neighborhoods. A traffic special attention focuses traffic enforcement efforts to areas that have been identified as being problematic. The hope is that the increased enforcement efforts will have a direct impact on driver behavior, thereby reducing traffic problems in neighborhoods.

In an effort to quantify the results of the **Community Engagement Initiative**, officers were directed to capture their self-initiated activity by creating a "call for service" in the computer aided dispatching system. As you read this annual report you will see that the Brighton Police Department responded to **45,590 calls for service in 2013, a 46% increase from 2012**. Overall crime in the Town of Brighton was **down by 21%**. There was a **combined total of 1,881 Part I and Part II offenses**. However, proactive self-initiated activity in 2013 increased **by 187%**. There were a **total of 21,013** directed foot patrols, special attentions and traffic special attentions as compared to 7,311 in 2012.

There were positive downward trends noted in 2013: specifically a **17% decrease** in the number of larceny incidents, as well as an **18% decrease** noted in the number of reported burglaries. There was a **16% decrease** in the number of domestic violence incidents.

Overall arrests for the police department were down by 21%, with a significant decrease being noted in the area of driving while intoxicated arrests.

As was previously noted, traffic issues continue to be a concern in the Town and addressing those concerns is a high priority for the Brighton Police Department. There were 4,990 traffic citations issued in 2013, an **11% increase** from 2012. There continues to be a downward trend in the number of motor vehicle accidents within the Town; there were a total of 1,368 motor vehicle accidents in 2013, a **.01% decrease**. There were no fatal motor vehicle accidents reported to the Brighton Police in 2013.

I would like to thank Supervisor William Moehle and Town Board Members James Vogel, Louise Novros, Chris Werner and Jason DiPonzio for their continued support of the Brighton Police Department.

Finally, in closing I would like to acknowledge that in November 2013 Captain William Principe retired from the Brighton Police Department. Captain Principe served 36 years with the Brighton Police, 20 years at the rank of Captain. Bill played a significant role in helping to shape the police department, especially in the area of patrol operations. We all owe Bill a debt of gratitude for his service and dedication to the Town.

Our goal for 2014 is to expand upon the **Community Engagement Initiative** with the hopes of continued downward trends in criminal activity within the Town of Brighton.

Mark T. Henderson
Chief of Police


TOWN OF BRIGHTON POLICE DEPARTMENT



ADMINISTRATION



ROBERT CLINE
CAPTAIN
STAFF SERVICES



DAVID CATHOLDI
CAPTAIN
PATROL OPERATIONS



WILLIAM PRINCIPE
CAPTAIN
(RETIRED NOV 2013)

TABLE OF CONTENTS**ADMINISTRATIVE SECTION**

| | |
|-------------------------------|----|
| PERSONNEL ROSTER | 6 |
| ORGANIZATIONAL CHART | 7 |
| PERSONNEL STRENGTH GRAPH | 8 |
| 2013 POLICE DEPARTMENT BUDGET | 9 |
| 2012 POLICE DEPARTMENT BUDGET | 10 |

CRIME STATISTICS SECTION

| | |
|-------------------------------|----|
| CALLS FOR SERVICE | 12 |
| NIBRS REPORTING | 13 |
| BURGLARY INCIDENTS | 15 |
| LARCENY INCIDENTS | 16 |
| CRIMINAL INCIDENTS BY PREMISE | 17 |
| ARREST BOOKINGS | 19 |
| DOMESTIC VIOLENCE INCIDENTS | 21 |
| TRAFFIC TICKET / DWI ARRESTS | 23 |
| MOTOR VEHICLE ACCIDENTS | 25 |
| ALARM STATISTICS | 27 |

JUVENILE CONTACTS SECTION

28

IDENTIFICATION DIVISION

31

| | |
|----------------|----|
| STATISTICS | 32 |
| GENERAL OUTPUT | 34 |

ANIMAL CONTROL STATISTICS

36

COMMENDATIONS

37

COMMUNITY SERVICES

41

ADMINISTRATIVE SECTION



2013 PERSONNEL ROSTER

CHIEF OF POLICE

Mark Henderson

Chief's Secretary
Diane Monaghan**CAPTAINS**Staff
William Principe
(retired 11/2013)Operations
C. David CatholdiStaff
Robert Cline**LIEUTENANTS**

Ron Ward

SERGEANTSWalter Bruzda
Robert FisherDavid Molisani
David Swancott

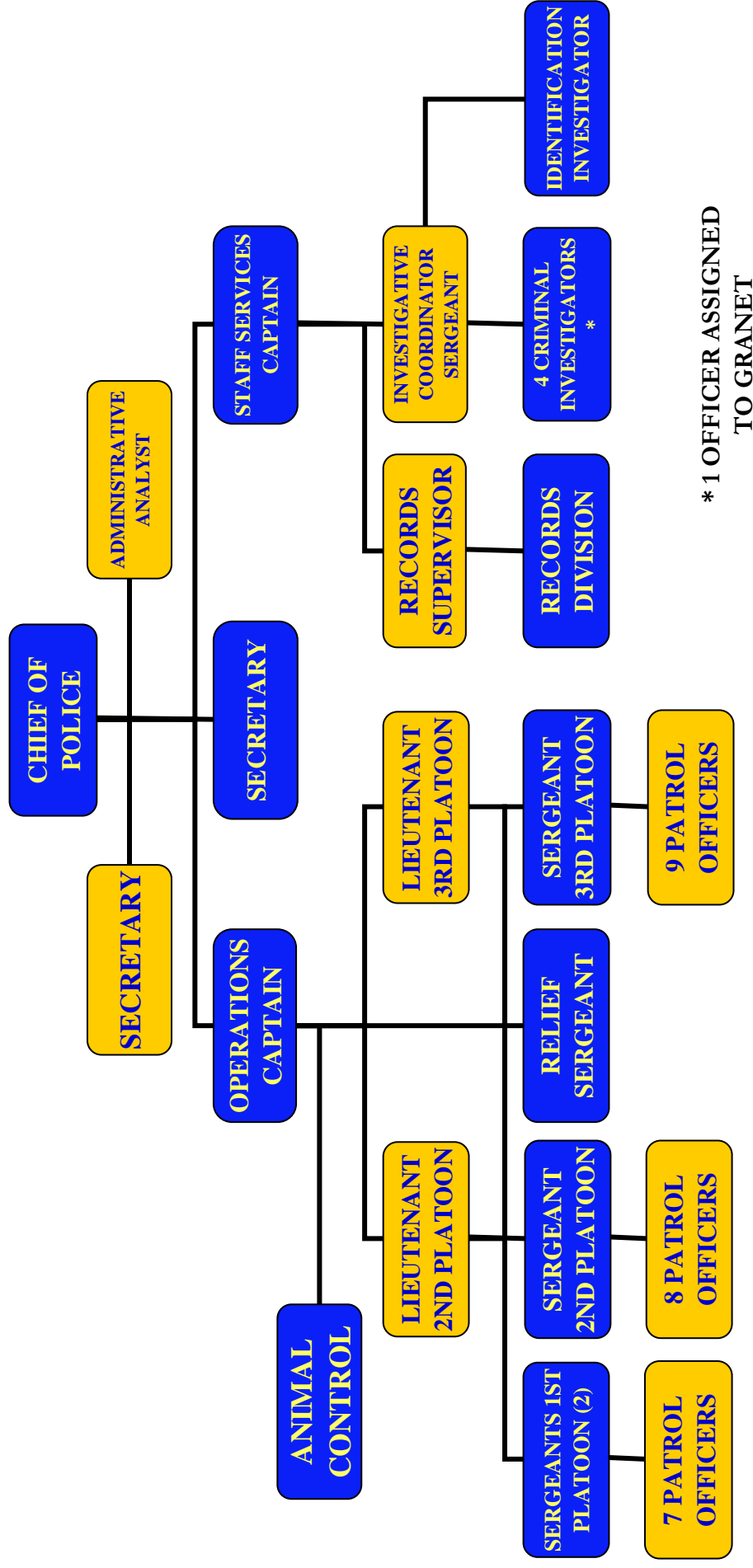
Christopher Wagner

OFFICERSTaylor Barth
Jose Caraballo
Scott Corey
James DeNero
Renee Fischer
Cale Flora
Lisa Hillier
Zachary HoagJeffrey Hoffman
Shawn Houseman
Stephen Hunt
Heidi Kaiser
Justin Keller
Julie Knutowicz
Richard Kosakowski
Allison Laubacher
Ryan LehighDavid Montes
Michael Romach
Jeffrey Ruffalo
James Shafer
Mark Skidmore
Brad Steve
James Tumbiolo
Keith Woodard**SPECIAL SERVICES DIVISION**Investigators
Gary Ciulla
Kevin Dennis
Mark LiberatoreInvestigative Sergeant
Coordinator
Michael DeSainDrug Task Force
Brian CecereSecretary
Joyce RampelloIdentification Division
Inv. Timothy Karch**ADMINISTRATIVE ANALYST**

JP O'Brien

ANIMAL CONTROLBruce Blackman
David Ewell
Amy Bianchi**RECORDS PERSONNEL**Linda DeJohn
Sue Grau
Jean Saucke
Jackie Pike
Sue Ost

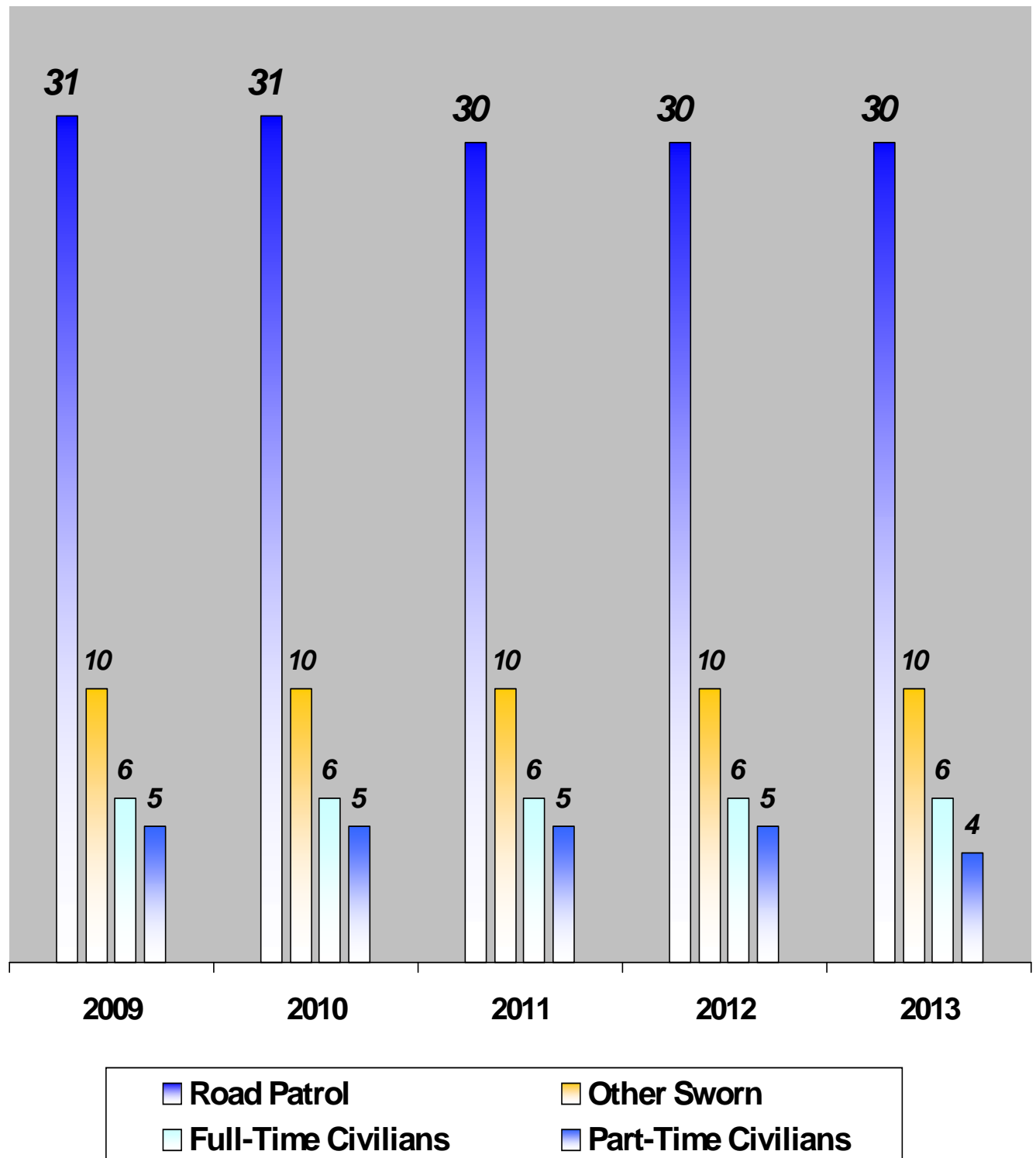
ORGANIZATIONAL CHART



* 1 OFFICER ASSIGNED
TO GRANET

PERSONNEL STRENGTH

2009 - 2013



2013 POLICE BUDGET

| ACCOUNT | APPROPRIATION | EXPENDITURE |
|------------------------|---------------------|---------------------|
| WAGES AND SALARIES | 3,947,310 | 3,969,108 |
| PART TIME SALARIES | 119,145 | 106,761 |
| OVERTIME | 172,945 | 134,051 |
| OFFICE EQUIPMENT | 0 | 0 |
| NEW VEHICLES | 60,250 | 63,039 |
| OTHER EQUIPMENT | 23,400 | 9,923 |
| SUPPLIES AND MATERIALS | 35,824 | 22,677 |
| UTILITIES | 9,300 | 8,440 |
| RISK FUND | 186,960 | 160,813 |
| CONTRACTED SERVICES | 14,425 | 15,204 |
| FEES FOR SERVICE | 4,000 | 432 |
| VEHICLE EXPENSES | 151,874 | 143,447 |
| UNIFORMS, TRAINING | 40,074 | 28,562 |
| MISCELLANEOUS EXPENSES | 5,788 | 3,300 |
| NY STATE RETIREMENT | 1,085,660 | 1,054,077 |
| SOCIAL SECURITY | 329,070 | 316,442 |
| WORKERS COMPENSATION | 49,145 | 50,232 |
| MEDICAL AND DENTAL | 984,310 | 854,091 |
| TOTALS | \$ 7,219,480 | \$ 6,940,599 |
| ANIMAL CONTROL | \$ 68,295 | \$ 62,749 |

2012 POLICE BUDGET

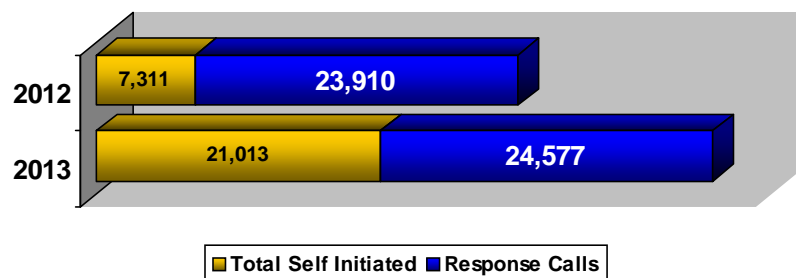

| ACCOUNT | APPROPRIATION | EXPENDITURE |
|------------------------|------------------|------------------|
| WAGES AND SALARIES | \$ 3,836,915 | \$ 3,888,497 |
| PART TIME SALARIES | 131,755 | 100,396 |
| OVERTIME | 167,945 | 158,753 |
| OFFICE EQUIPMENT | 0 | 289 |
| NEW VEHICLES | 60,850 | 65,163 |
| OTHER EQUIPMENT | 22,848 | 15,022 |
| SUPPLIES AND MATERIALS | 27,760 | 28,681 |
| UTILITIES | 10,200 | 8,448 |
| RISK FUND | 177,220 | 175,011 |
| CONTRACTED SERVICES | 18,040 | 16,596 |
| FEES FOR SERVICE | 4,000 | 2,352 |
| VEHICLE EXPENSES | 149,255 | 133,680 |
| UNIFORMS, TRAINING | 33,808 | 27,267 |
| MISCELLANEOUS EXPENSES | 5,500 | 2,774 |
| NY STATE RETIREMENT | 904,245 | 903,580 |
| SOCIAL SECURITY | 321,760 | 314,025 |
| WORKERS COMPENSATION | 43,460 | 48,004 |
| MEDICAL AND DENTAL | 948,170 | 791,830 |
| TOTALS | 6,863,731 | 6,680,368 |
| ANIMAL CONTROL | 67,985 | 62,327 |

CRIME STATISTICS



CALLS FOR SERVICE

FIVE YEAR TREND



CRIME STATISTICS

In 2007, the Brighton Police Department began using the New York State Incident Based Reporting (**NYSIBR**) system to provide crime statistics to the Division of Criminal Justice Services of New York.

In previous years, we reported via the Uniformed Crime Report system (**UCR**) which was designed to tally the most serious offense reported to a law enforcement agency.

Within NYSIBR, instead of tallying certain key events or most serious offense, data is collected on all criminal offenses within an incident, not just the most serious offense.

NATIONAL INCIDENT BASED REPORTING SYSTEM OFFENSES

| NIBRS CODE | OFFENSE | 2012 TOTALS | 2013 TOTALS | 2013 CLEARED* | % CLEARED* |
|----------------|--|----------------|----------------|------------------|---------------|
| GROUP A | | | | | |
| | HOMICIDE OFFENSES | | | | |
| 09A | <i>Murder & Non-Negligent Manslaughter</i> | 1 | 1 | 1 | 100% |
| | SEX OFFENSES, FORCIBLE | | | | |
| 11A | <i>Forcible Rape</i> | 6 | 2 | 0 | 0% |
| 11B | <i>Forcible Sodomy</i> | 2 | 3 | 0 | 0% |
| 11C | <i>Sexual Assault with an Object</i> | 0 | 1 | 0 | 0% |
| 11D | <i>Forcible Fondling</i> | 8 | 9 | 8 | 89% |
| 11E | <i>Course of Sexual Conduct</i> | 0 | 0 | 0 | 0 |
| | ASSAULT OFFENSES | | | | |
| 13A | <i>Aggravated Assault</i> | 9 | 19 | 13 | 68% |
| 13B | <i>Simple Assault</i> | 231 | 201 | 73 | 36% |
| 13C | <i>Intimidation</i> | 95 | 77 | 28 | 36% |
| | LARCENY/THEFT OFFENSES | | | | |
| 23A | <i>Pocket-Picking</i> | 1 | 3 | 0 | 0% |
| 23B | <i>Purse-Snatching</i> | 1 | 1 | 1 | 100% |
| 23C | <i>Shoplifting</i> | 36 | 34 | 16 | 47% |
| 23D | <i>Theft from Building</i> | 201 | 160 | 22 | 14% |
| 23E | <i>Theft from Coin-Op Machine</i> | 0 | 0 | 0 | 0 |
| 23F | <i>Theft from Motor Vehicle</i> | 243 | 165 | 8 | 5% |
| 23G | <i>Theft from MV Parts or Accessories</i> | 32 | 24 | 0 | 0% |
| 23H | <i>All other Larceny</i> | 376 | 353 | 48 | 14% |
| | FRAUD OFFENSES | | | | |
| 26A | <i>False Pretenses/ Swindle/Confidence Games</i> | 4 | 1 | 0 | 0% |
| 26B | <i>Credit Card/ATM Fraud</i> | 0 | 0 | 0 | 0 |
| 26C | <i>Impersonation</i> | 64 | 53 | 4 | 8% |
| 26D | <i>Welfare Fraud</i> | 0 | 0 | 0 | 0 |
| 26E | <i>Wire Fraud</i> | 0 | 0 | 0 | 0 |
| | DRUG/NARCOTIC OFFENSES | | | | |
| 35A | <i>Drug/Narcotic Violations</i> | 38 | 33 | 21 | 64% |
| 35B | <i>Drug Equipment Violations</i> | 5 | 2 | 1 | 50% |

NATIONAL INCIDENT BASED REPORTING SYSTEM OFFENSES

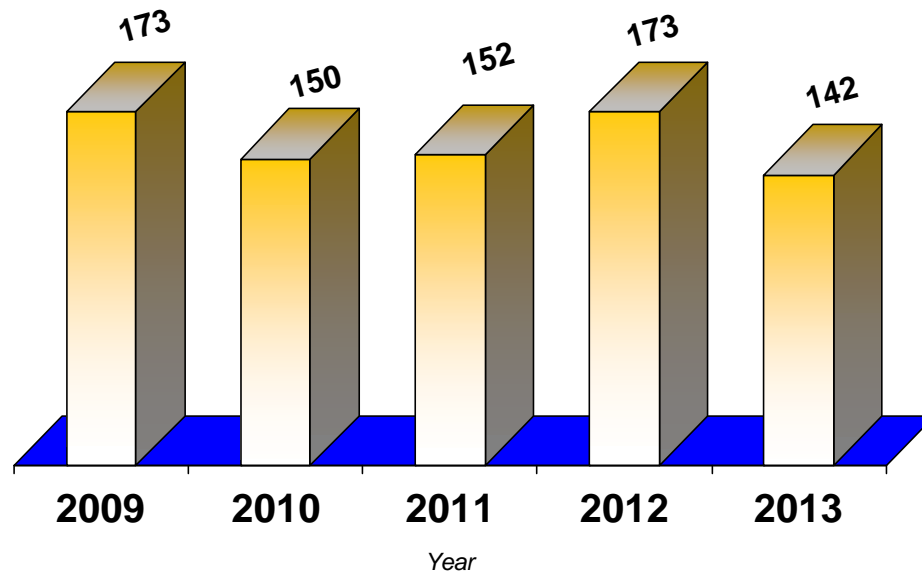
| NIBRS CODE | OFFENSE | 2012 TOTALS | 2013 TOTALS | 2013 CLEARED* | % CLEARED* |
|------------------------|--|-------------|-------------|---------------|------------|
| 36A | Sex Offenses, Non Forcible | 1 | 0 | 0 | 0 |
| 36B | Rape | 1 | 2 | 0 | 0% |
| 40A | Prostitution | 0 | 0 | 0 | 0 |
| 100 | Kidnapping | 5 | 4 | 3 | 75% |
| 120 | Robbery | 10 | 11 | 5 | 45% |
| 200 | Arson | 0 | 0 | 0 | 0 |
| 210 | Extortion / Blackmail | 1 | 3 | 0 | 0% |
| 220 | Burglary / Breaking & Entering | 173 | 142 | 11 | 8% |
| 240 | Motor Vehicle Theft | 25 | 25 | 6 | 24% |
| 250 | Counterfeiting / Forgery | 30 | 31 | 8 | 26% |
| 280 | Stolen Property Offenses | 10 | 6 | 3 | 50% |
| 290 | Destruction / Damage / Vandalism of Property | 379 | 252 | 35 | 14% |
| 370 | Pornography / Obscene Material | 1 | 0 | 0 | 0 |
| 520 | Weapons Law Violations | 8 | 2 | 2 | 100% |
| GROUP B | | | | | |
| 90A | Bad Checks | 2 | 1 | 0 | 0% |
| 90B | Curfew / Loitering / Vagrancy | 1 | 0 | 0 | 0 |
| 90C | Disorderly Conduct | 7 | 5 | 4 | 80% |
| 90D | Driving Under the Influence | 175 | 108 | 108 | 100% |
| 90G | Liquor Law Violations | 3 | 1 | 0 | 0% |
| 90H | Unlawful Surveillance | 1 | 0 | 0 | 0 |
| 90J | Trespass of Real Property | 62 | 47 | 16 | 34% |
| 90Z | All Other Offenses | 148 | 99 | 58 | 59% |
| TOTAL OFFENSES: | | 2396 | 1881 | 502 | 27% |

IN 2013 THE TOTAL OFFENSES COMMITTED **DECREASED** BY **21%** FROM LAST YEAR.

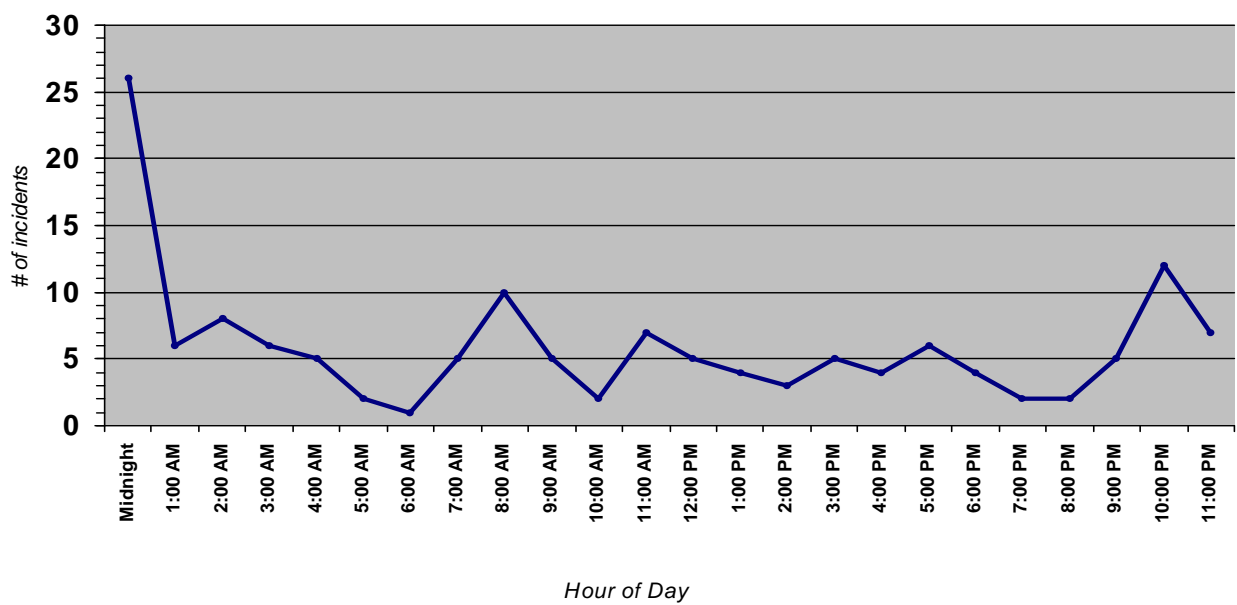
IN 2013 THE TOTAL INCIDENTS COMMITTED WERE **1401** WHICH IS A **DECREASE** OF **20%** FROM LAST YEAR'S TOTAL INCIDENTS OF **1745**.

BURGLARY

FIVE YEAR TREND

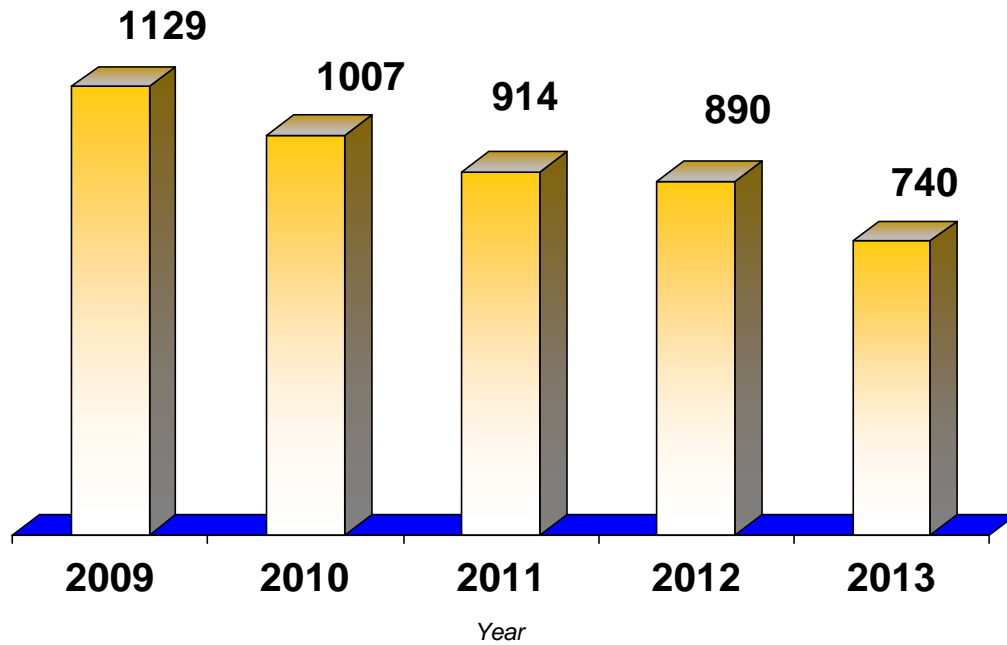


BY HOUR OF THE DAY

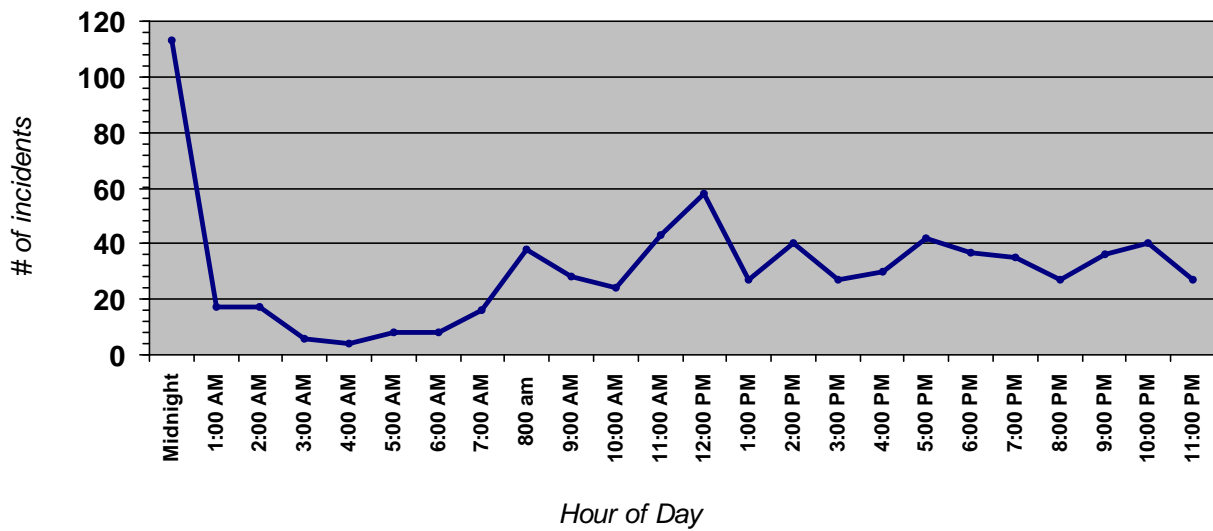


LARCENY

FIVE YEAR TREND



BY HOUR OF THE DAY



CRIMINAL INCIDENTS BY PREMISE

| PREMISE TYPE | 2012 | 2013 |
|---------------------------|------|------|
| AMUSEMENT CENTER | 0 | 2 |
| AUTO SALES LOT | 6 | 8 |
| AUTO SHOP | 9 | 4 |
| BAR | 5 | 0 |
| BARBER/BEAUTY SHOP | 2 | 2 |
| BIKE PATH | 1 | 0 |
| BUY / TRADE SHOP | 1 | 7 |
| CHURCH | 3 | 6 |
| COLLEGE | 302 | 147 |
| CONSTRUCTION SITE | 8 | 12 |
| DEPARTMENT/DISCOUNT STORE | 3 | 3 |
| DOCTORS OFFICE | 28 | 29 |
| DRUG STORE | 23 | 17 |
| FACTORY/MILL/PLANT | 0 | 2 |
| FIELD/WOODS | 2 | 1 |
| FINANCIAL INSTITUTION | 11 | 6 |
| GARAGE/SHED | 17 | 25 |
| GAS STATION | 7 | 3 |
| GOVERNMENT OFFICE | 14 | 6 |
| GROCERY/SUPERMARKET | 27 | 22 |
| HOSPITAL | 7 | 10 |
| HOTEL/MOTEL | 14 | 15 |
| JAIL/PRISON | 1 | 0 |
| JEWELRY STORE | 3 | 2 |

CRIMINAL INCIDENTS BY PREMISE

| PREMISE TYPE | 2012 | 2013 |
|-----------------------------------|------|------|
| LIQUOR STORE | 2 | 4 |
| MULTIPLE DWELLING | 210 | 164 |
| OTHER BUILDING | 11 | 15 |
| OTHER BUSINESS OFFICE | 21 | 14 |
| OTHER COMMERCIAL SERVICE LOCATION | 22 | 24 |
| OTHER OUTSIDE LOCATION | 76 | 66 |
| OTHER PUBLIC ACCESS BUILDING | 18 | 12 |
| OTHER RESIDENTIAL | 8 | 8 |
| OTHER RETAIL STORE | 30 | 23 |
| PARK/PLAYGROUND | 3 | 3 |
| PARKING GARAGE | 1 | 0 |
| PARKING LOT | 204 | 138 |
| PROFESSIONAL OFFICE | 18 | 22 |
| PUBLIC TRANSIT VEHICLE | 1 | 0 |
| RENTAL STORAGE FACILITY | 0 | 0 |
| RESIDENTIAL FACILITY | 49 | 36 |
| RESTAURANT | 29 | 29 |
| SCHOOL | 30 | 25 |
| SHOPPING MALL | 0 | 1 |
| SINGLE FAMILY HOME | 425 | 400 |
| SPORTING GOODS | 0 | 5 |
| STREET | 63 | 47 |
| VARIETY/CONVENIENCE STORE | 8 | 6 |
| YARD | 37 | 30 |

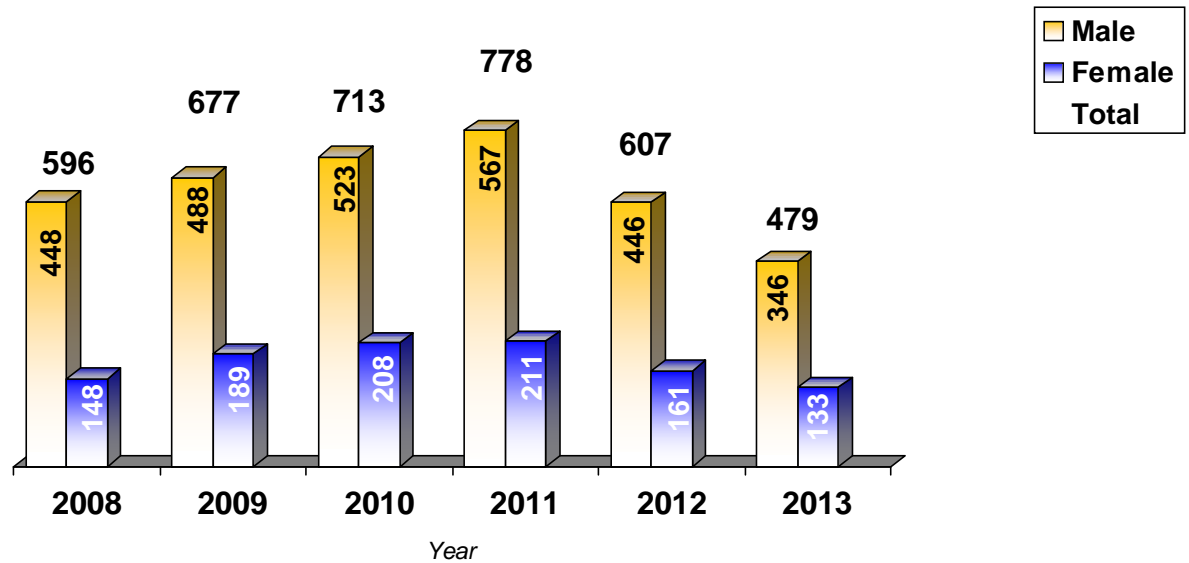
ARREST BOOKINGS BY AGE

| AGE GROUP | 2012 NUMBER OF | | 2013 NUMBER OF | |
|-----------------|----------------|--------|----------------|--------|
| | MALE | FEMALE | MALE | FEMALE |
| 17 and under | 53 | 14 | 54 | 11 |
| 18 | 23 | 6 | 7 | 4 |
| 19 | 12 | 6 | 18 | 5 |
| 20 | 24 | 7 | 23 | 8 |
| 21 | 16 | 6 | 13 | 7 |
| 22 | 20 | 8 | 10 | 7 |
| 23 | 16 | 5 | 14 | 11 |
| 24 | 21 | 8 | 13 | 6 |
| 25 - 29 | 83 | 34 | 50 | 17 |
| 30 - 34 | 48 | 15 | 31 | 16 |
| 35 - 39 | 23 | 7 | 28 | 7 |
| 40 - 44 | 39 | 13 | 25 | 9 |
| 45 - 49 | 21 | 10 | 18 | 5 |
| 50 - 54 | 23 | 13 | 21 | 9 |
| 55 - 59 | 12 | 6 | 13 | 7 |
| 60 - 64 | 7 | 1 | 4 | 1 |
| 65 and over | 5 | 2 | 4 | 3 |
| TOTALS | | | | |
| MALES / FEMALES | 446 | 161 | 346 | 133 |
| COMBINED TOTALS | 607 | | 479 | |

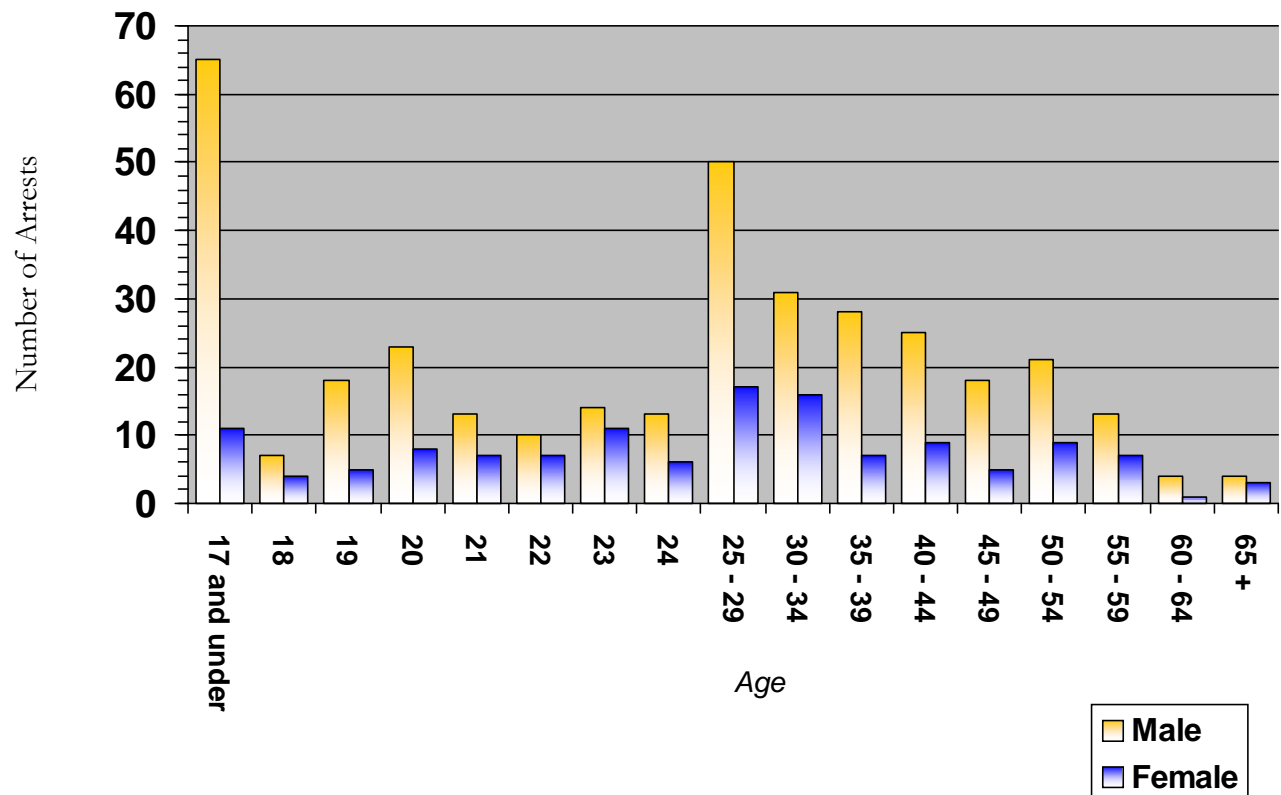
THE PERCENT CHANGE FOR ARRESTS FROM 2012 TO 2013 IS - 21 %

ARREST BOOKINGS

FIVE YEAR TREND



BY AGE GROUP



DOMESTIC VIOLENCE INCIDENTS

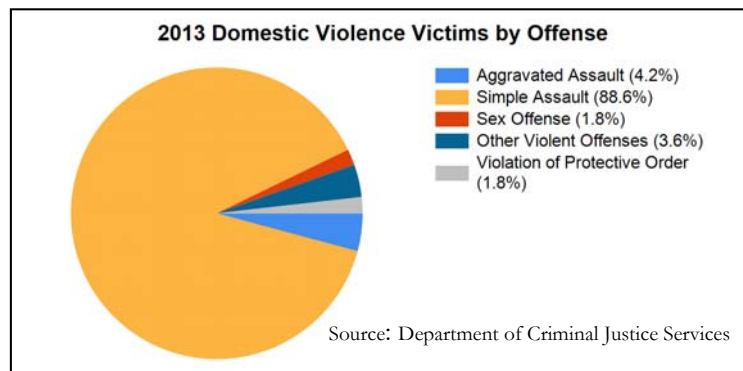
It is the policy of the Brighton Police Department to treat Domestic Violence as criminal conduct. All reports and allegations of Domestic Violence will be fully investigated by a member of the Brighton Police Department.

An incident of Domestic Violence is defined as any disturbance, dispute, violence, or report of an offense within a domestic relationship where police intervention is requested.

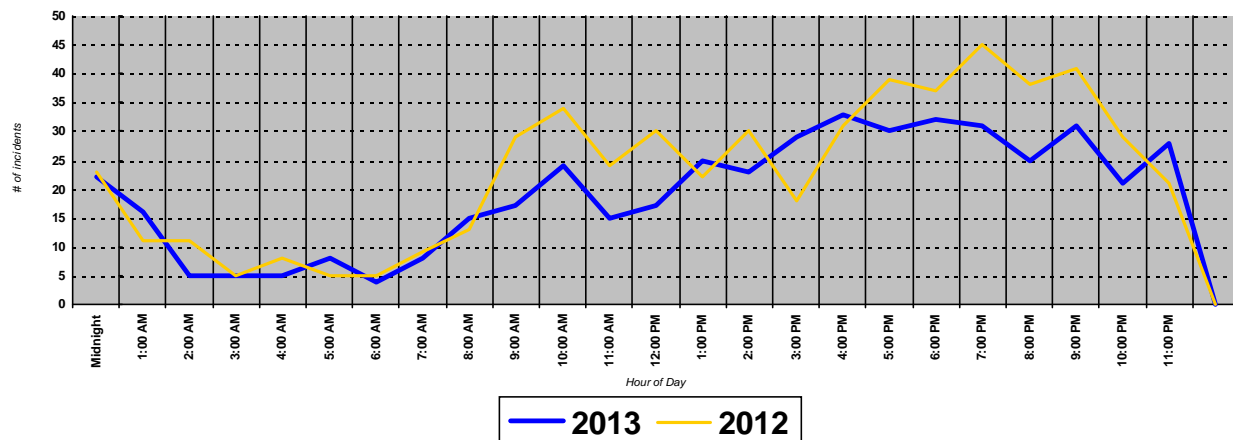
A domestic relationship includes persons who:

- are legally married to one another
- were formally married to one another
- are related by blood
- are related by marriage
- have a child in common
- are currently or previously involved in a significant intimate or dating relationship regardless of whether or not they previously lived together (includes same sex couples)
- are specified such by law (e.g., foster- families and step-families)

In 2013, the Department investigated **469** calls that were of a domestic nature. This reflects a **16%** decrease from the **558** calls in 2012. Of the total calls responded to in 2013, **59** resulted in an arrest and criminal prosecution of the offender when a Penal Law statute was violated.



BY HOUR OF THE DAY



DOMESTIC VIOLENCE INCIDENTS

| NATURE OF INCIDENT (MOST SERIOUS) | # OF CALLS | | # OF ARRESTS | |
|--|------------|------------|--------------|-----------|
| | 2012 | 2013 | 2012 | 2013 |
| MENTAL HYGIENE ARREST | 4 | 1 | 4 | 0 |
| ROBBERY | 0 | 1 | 0 | 1 |
| BURGLARY | 0 | 0 | 0 | 0 |
| LARCENIES | 9 | 5 | 4 | 2 |
| CRIMINAL MISCHIEF | 13 | 20 | 1 | 11 |
| RECKLESS ENDANGERMENT | 1 | 0 | 0 | 0 |
| CRIMINAL POSS. CONTROLLED SUBSTANCE | 1 | 1 | 0 | 0 |
| UNLAWFUL IMPRISONMENT | 3 | 1 | 3 | 0 |
| ASSAULT <i>(including simple assault)</i> | 13 | 10 | 5 | 4 |
| MENACING | 4 | 5 | 1 | 3 |
| HARASSMENT <i>verbal or physical</i> | 155 | 127 | 17 | 19 |
| UNAUTHORIZED USE MOTOR VEHICLE | 4 | 5 | 0 | 2 |
| CRIMINAL CONTEMPT | 18 | 15 | 14 | 12 |
| AGGRAVATED HARASSMENT | 19 | 17 | 3 | 1 |
| STALKING | 2 | 1 | 1 | 1 |
| ENDANGERING WELFARE CHILD | 1 | 2 | 0 | 1 |
| TRESPASS/ DISORDERLY CONDUCT | 1 | 2 | 1 | 2 |
| CRIMINAL TRESPASS | 1 | 0 | 1 | 0 |
| IDENTITY THEFT/FORGERY | 0 | 1 | 0 | 0 |
| FAMILY TROUBLE / <i>(Boyfriend/Girlfriend)</i> | 307 | 253 | REPORTS ONLY | |
| FALSE PERSONATION | 0 | 0 | 0 | 0 |
| SEX OFFENSES <i>(including rape)</i> | 2 | 2 | 2 | 0 |
| TOTALS | 558 | 469 | 57 | 59 |

TRAFFIC TICKET ARRESTS

| BY TYPE OF OFFENSE | 2012 | 2013 |
|--|------------|------------|
| <u>FELONIES and MISDEMEANORS</u> | | |
| <i>Suspended or Revoked Registration</i> | 44 | 41 |
| <i>Suspended or Revoked License</i> | 132 | 127 |
| <i>Reckless Driving</i> | 1 | 2 |
| <i>DWI</i> <i>Felony: 12 Misdemeanor: 56</i> | 108 | 68 |
| <i>Leaving the Scene of an Accident</i> | 1 | 3 |
| <i>All other Misdemeanors</i> | 74 | 6 |
| <i>All other Felonies</i> | 7 | 2 |
| TOTALS | 367 | 249 |

VIOLATIONS

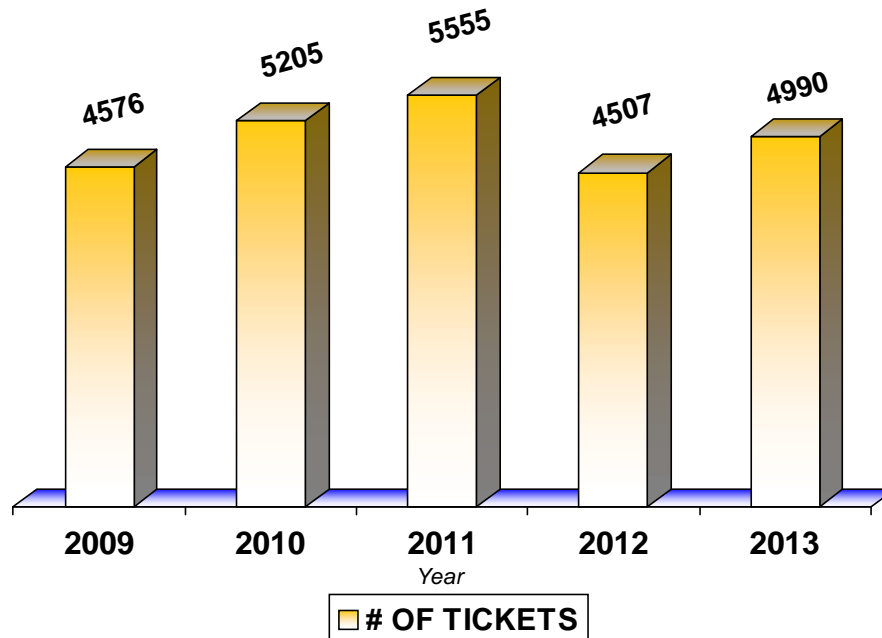
| | | |
|-------------------------------------|-------------|-------------|
| <i>Uninsured</i> | 224 | 232 |
| <i>Speeding</i> | 540 | 626 |
| <i>Traffic Signals</i> | 460 | 595 |
| <i>Stop Signs</i> | 61 | 49 |
| <i>Seat Belts</i> | 158 | 167 |
| <i>Passed Stopped School Bus</i> | 4 | 6 |
| <i>Faulty Equipment</i> | 835 | 987 |
| <i>Operators License</i> | 419 | 443 |
| <i>Registration</i> | 262 | 227 |
| <i>Uninspected</i> | 520 | 622 |
| <i>Driving While Impaired</i> | 2 | 1 |
| <i>All other Traffic Violations</i> | 655 | 786 |
| TOTALS | 4140 | 4741 |

COMBINED TOTALS:*for FELONIES, MISDEMEANORS, and VIOLATIONS***4507****4990**

THE PERCENT CHANGE IN NUMBER OF TRAFFIC TICKETS WRITTEN FROM 2012 TO 2013 IS 11%.

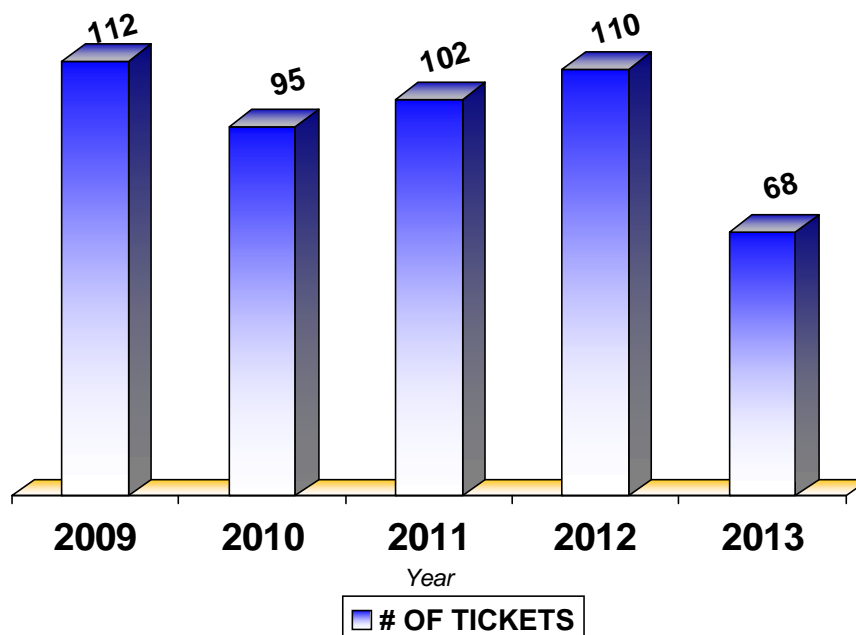
TRAFFIC TICKET ARRESTS

FIVE YEAR TREND



DWI / DWAI ARRESTS

FIVE YEAR TREND



MOTOR VEHICLE ACCIDENTS

| ACCIDENTS | 2012 | 2013 |
|----------------------------------|-------------|-------------|
| <i>Fatal Accidents</i> | 0 | 0 |
| <i>Injury Accidents</i> | 265 | 258 |
| <i>Property Damage Accidents</i> | 1114 | 1110 |
| TOTAL ACCIDENTS | 1379 | 1368 |

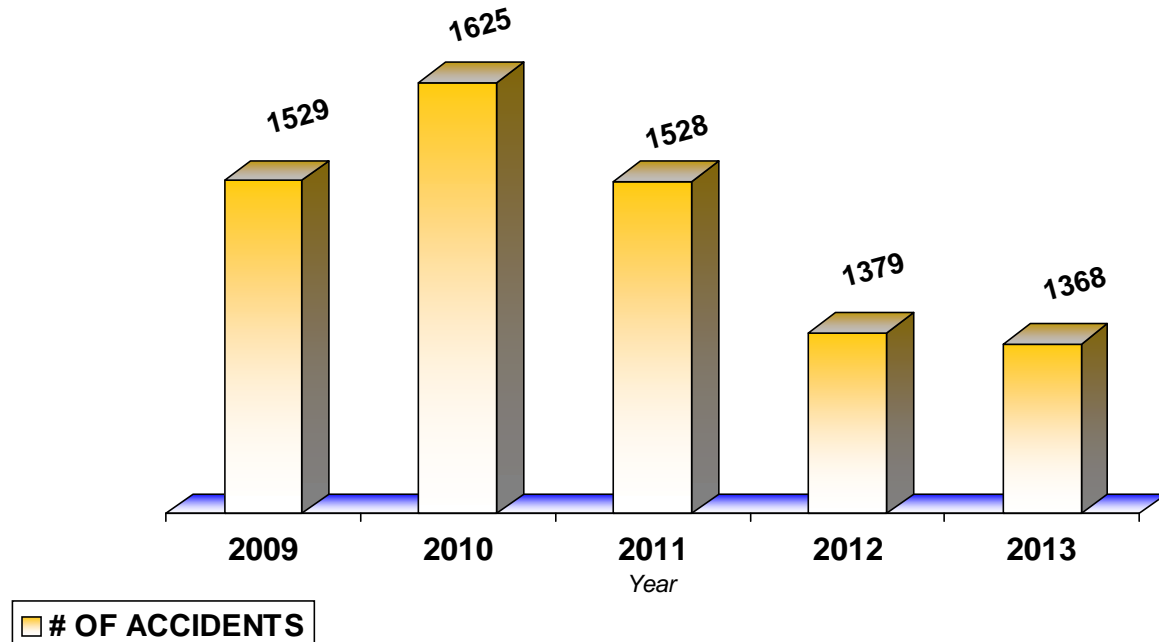
| BREAKDOWN OF ACCIDENTS | 2012 | 2013 |
|--|-------------|-------------|
| <i>A. Highway accidents without injury</i> | 1038 | 954 |
| <i>Highway accidents with injury</i> | 258 | 250 |
| <i>B. Fatal Highway accidents</i> | 0 | 0 |
| <i>Fatal Parking Lot accidents</i> | 0 | 0 |
| <i>C. Parking Lot accidents without injury</i> | 76 | 156 |
| <i>Parking Lot accidents with injury</i> | 7 | 8 |
| TOTAL | 1379 | 1368 |

PERCENT CHANGE OF TOTAL ACCIDENTS FROM 2012 TO 2013 IS **-.01 %**

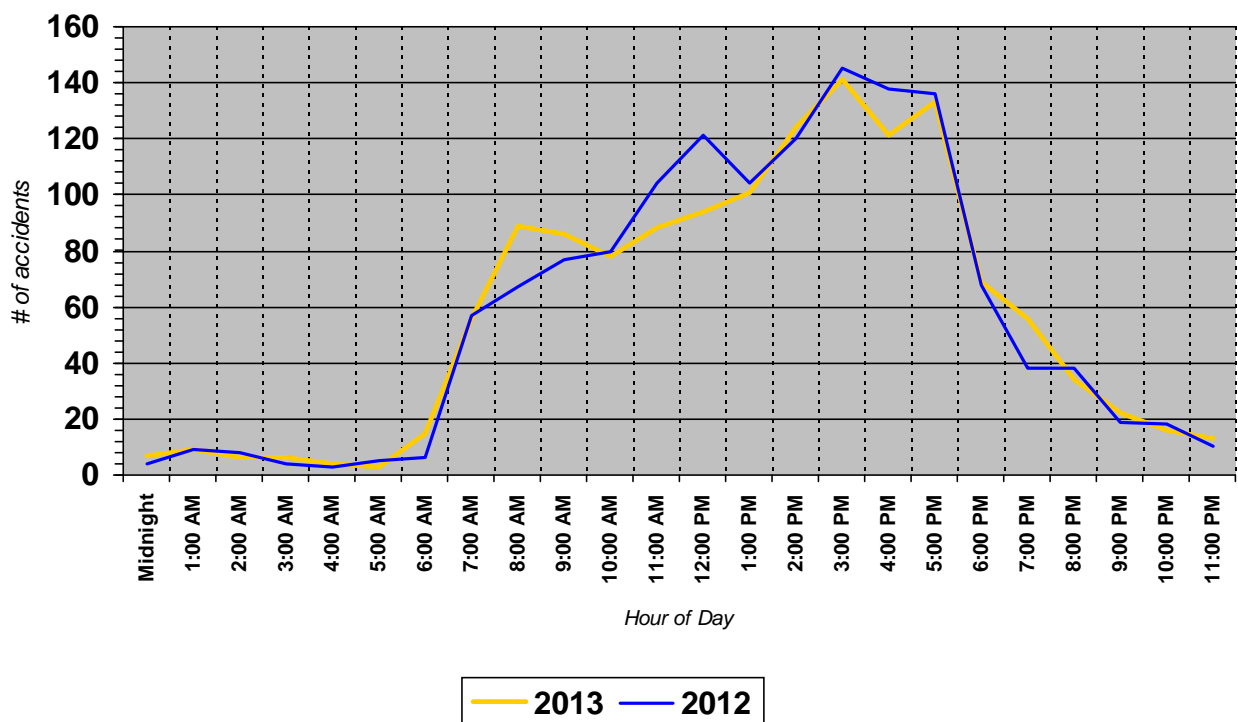
| NUMBER OF PERSONS INJURED | 2012 | 2013 |
|--|------------|------------|
| <i>Number of people injured in HIGHWAY accidents</i> | 273 | 317 |
| <i>Number of people injured in PARKING LOT accidents</i> | 9 | 8 |
| TOTAL | 282 | 325 |

MOTOR VEHICLE ACCIDENTS

FIVE YEAR TREND



BY HOUR OF THE DAY



ALARM STATISTICS

| ALARM TYPE | TOTAL NUMBER | LEGITIMATE | SUSPICIOUS | ACCIDENTAL DEFECTIVE | % ACCIDENTAL DEFECTIVE |
|------------|--------------|------------|------------|----------------------|------------------------|
| ROBBERY | 35 | 2 | 0 | 33 | 94% |
| BURGLARY | 2024 | 4 | 66 | 1954 | 97% |
| FIRE | 586 | 157 | 0 | 429 | 73% |
| TOTALS | 2645 | 163 | 66 | 2416 | 91% |

IN 2013 THERE WAS A 4% INCREASE IN THE TOTAL NUMBER OF ALARM CALLS RESPONDED TO BY THE ROAD PATROL AS COMPARED TO THE 2,547 RESPONSES IN 2012.

OF THE TOTAL ALARM CALLS RESPONDED TO IN 2013, ONLY 229 OR 9% WERE DEEMED LEGITIMATE OR SUSPICIOUS IN NATURE.



JUVENILE



JUVENILE CONTACTS

| OFFENSE | JUVENILE CONTACTS | REFERRALS TO OTHER AGENCIES |
|----------------------------------|----------------------|--------------------------------|
| ABSENT W/O LEAVE FROM HILLSIDE | 13 | 13 |
| ALCOHOL | 0 | 0 |
| ARSON | 0 | 0 |
| ASSAULT | 0 | 0 |
| ATTEMPTED BURGLARY | 0 | 0 |
| BURGLARY | 0 | 0 |
| CRIMINAL MISCHIEF | 5 | 1 |
| DISORDERLY CONDUCT | 0 | 0 |
| DOMESTIC INCIDENT | 48 | 32 |
| GRAND LARCENY | 1 | 1 |
| HARASSMENT | 19 | 9 |
| MAKING GRAFFITI | 0 | 0 |
| MENTAL HEALTH | 32 | 32 |
| MISSING PERSONS | 10 | 6 |
| PETIT LARCENY | 4 | 2 |
| PROBATION OFFENSE | 1 | 1 |
| ROBBERY | 0 | 0 |
| SUSPICIOUS INCIDENTS | 11 | 0 |
| TRESPASS | 1 | 1 |
| TRUANCY | 6 | 6 |
| UNLAWFULLY DEALING WITH A CHILD | 0 | 0 |
| UNLAWFUL POSSESSION OF MARIJUANA | 4 | 2 |
| UNLAWFUL POSSESSION OF A WEAPON | 0 | 0 |
| OTHER | 8 | 8 |
| TOTALS | 163 | 114 |

IDENTIFICATION DIVISION



IDENTIFICATION DIVISION

The Identification Division serves the needs of law enforcement with technical investigations, evidence gathering, and related records and documentation.

The unit is staffed by one full-time investigator and seven trained crime scene technicians drawn from the ranks of the Road Patrol. These officers serve on a part-time basis when required, and operate from an on-call schedule. The ID Investigator monitors the duties of the part-time technician staff. In addition, he maintains watchfulness over their work to ensure that the highest quality technical services are made available to the Police Department. He also trains and monitors the work of other officers who are trained in the area of fingerprinting of arrested prisoners.

The ID Investigator also processes crime scenes; classifies, examines and is certified to compare latent fingerprints to secure criminal convictions; fingerprints and photographs arrested persons; provides fingerprinting services for civilians seeking various licenses, permits, security clearances, etc.; maintains all photographic, video and evidence gathering equipment; provides criminal detection methods and maintains and updates arrest data of the Monroe/Rochester Identification System (MoRIS), a county wide electronic fingerprint and mug shot data base tied into the Brighton Police Department; and is the Evidence Coordinator between the Police Department and the Monroe County Regional Crime Laboratory, State Automated Fingerprint Identification System (SAFIS), the Monroe County Medical Examiners Office and the Monroe County District Attorney's Office.

The ID Investigator also serves as the Property Clerk: receives and secures all incoming property and evidence; releases and purges same; organizes auctions with outside vendors to liquidate abandoned property; and maintains all files necessary for the integrity of this vital link between the criminal act and successful prosecution. The property room inventory is kept electronically with the use of bar coding. The current system in place allows for seamless transfer of evidence to the Monroe County Public Safety Laboratory, which uses the same software vendor.

In summary, the Identification Unit is a general clearinghouse for all police photography, crime scene evidence, fingerprint packages, reports of technical investigations and other ID matters. Its functions are crucial to the operations of the Department, since the preservation and handling of evidence will often relate directly to the outcome and final disposition of criminal cases. Identification services are available twenty-four hours a day throughout the year.

TECH JOB STATISTICS

| JOB TYPE | # OF JOBS | % OF TOTAL JOBS | # OF PHOTOS | PHOTOS PER JOB | # OF LATENTS |
|--------------------|------------|-----------------|---------------|----------------|--------------|
| ASSAULT | 13 | 3.8 | 345 | 27 | 5 |
| BURGLARY | 113 | 33.4 | 4665 | 41 | 62 |
| CRIMINAL MISCHIEF | 38 | 11.2 | 645 | 17 | 15 |
| DEATH | 26 | 7.7 | 1966 | 76 | 2 |
| DOMESTIC VIOLENCE | 4 | 1.2 | 136 | 34 | 0 |
| DRUG INVESTIGATION | 2 | 0.6 | 125 | 63 | 0 |
| FIREARM INCIDENT | 3 | 0.9 | 141 | 47 | 0 |
| INJURY | 3 | 0.9 | 75 | 25 | 0 |
| LARCENY | 44 | 13.0 | 1076 | 24 | 37 |
| MISCELLANEOUS | 27 | 8.0 | 505 | 19 | 6 |
| MVA | 40 | 11.8 | 1035 | 26 | 0 |
| ROBBERY | 10 | 3.0 | 323 | 32 | 1 |
| SEXUAL ASSAULT | 7 | 2.1 | 255 | 36 | 1 |
| TRAFFIC OFFENSES | 2 | 0.6 | 34 | 17 | 0 |
| UNAUTH USE MOT VEH | 6 | 1.8 | 260 | 43 | 9 |
| TOTALS | 338 | | 11,586 | | 138 |



| JOB TYPE | # OF JOBS | % OF TOTAL JOBS | # OF PHOTOS | PHOTOS PER JOB | # OF LATENTS |
|---------------------------|------------|-----------------|---------------|----------------|--------------|
| Inv. Timothy Karch CST | 63 | 18.6 | 3142 | 50 | 24 |
| Ofcr. James Tumbiolo CST | 45 | 13.3 | 726 | 16 | 8 |
| Ofcr. Jeffrey Hoffman CST | 64 | 18.9 | 3057 | 48 | 63 |
| Ofcr. Jeffrey Ruffalo CST | 40 | 11.8 | 1508 | 38 | 13 |
| Ofcr. Mark Skidmore CST | 39 | 11.5 | 381 | 10 | 2 |
| Ofcr. Michael Romach CST | 17 | 5.0 | 416 | 24 | 7 |
| Ofcr. Renee Fischer CST | 30 | 8.9 | 1462 | 49 | 14 |
| Ofcr. Ryan Lehigh CST | 20 | 5.9 | 615 | 31 | 1 |
| Ofcr. Stephen Hunt | 1 | 0.3 | 31 | 31 | 0 |
| Inv. Mark Liberatore | 2 | 0.6 | 22 | 11 | 0 |
| Sgt. Chris Wagner | 6 | 1.8 | 38 | 6 | 0 |
| Sgt. David Molisani | 3 | 0.9 | 81 | 27 | 4 |
| Sgt. David Swancott | 2 | 0.6 | 16 | 8 | 0 |
| Sgt. Robert Fisher | 2 | 0.6 | 31 | 16 | 0 |
| Lt. David Catholdi | 1 | 0.3 | 13 | 13 | 2 |
| Lt. Ron Ward | 3 | 0.9 | 47 | 16 | 0 |
| TOTALS | 338 | | 11,586 | | 138 |

Crime Scene Technicians (CST) are listed first followed by other officers. Many jobs requiring photography are handled by road patrol sergeants as well as by members of the Investigative Services Division, to accomplish the goals of their own investigations. The total number of jobs handled by each officer is noted, followed by the percentage they contributed to the total workload, the total number of photographs the officer took, with the average number of photographs taken at each job handled. There are many jobs where fingerprints, exclusive of other forms of evidence, play no part. For the Crime Scene Technicians, the last column reflects the total number of latent fingerprint lifts gathered in evidence during the year.

GENERAL OUTPUT

138 INDIVIDUAL LATENT FINGER OR PALM PRINTS were developed and lifted at crime scenes or at the Brighton Police Department laboratory facilities during 2013. Many of these were identified either through hand searching through leads developed by the Investigative Services Division personnel or through SAFIS (Statewide Automated Fingerprint Identification System), a valuable investigative tool of the Division of Criminal Justice Services which scans latent fingerprints, then compares the images with millions of sets of fingerprints on file in Albany.

11,586 PHOTOGRAPHS were taken, both at crime scenes, accidents and other incidents, and of arrested individuals for identification purposes.

NO SUSPECT ID COMPOSITES were made during 2013. However numerous Police Bulletins were produced using the images of criminals obtained from surveillance video cameras.

OVERTIME used for ID work in 2013: **51 hours**.

ARREST PROCESSING

There were **565 arrested persons** processed through the Monroe/Rochester Identification System (MoRIS) for various felonies, misdemeanors, and violations.

PROPERTY EVIDENCE

1,866 pieces of property/evidence were recorded into the property room.

PHARMACEUTICAL COLLECTION

In 2013, the Identification Unit participated in multiple pharmaceutical collection events. Those events resulted in the collection of **4,279 pounds** of pharmaceutical waste.

CIVILIAN FINGERPRINTING

157 persons were fingerprinted during 2013 for licenses, permits, adoptions, etc., generating **\$1,410** for the Town.

REVENUES

In 2013, the Identification Unit generated a total of **\$2,132** for the General Fund through photographic sales, abandoned property and the fees charged for fingerprinting.

| | |
|------------------------------|-------------------|
| Photographic Sales | \$420.00 |
| Civilian Fingerprinting Fees | \$1,410.00 |
| Unclaimed Funds | \$302.00 |
| Total | \$2,132.00 |

ANIMAL CONTROL



ANIMAL CONTROL

Brighton Animal Control officers responded to **1095** complaints in **2013**.

Brighton Animal Control officers seized a total of **41** dogs in **2013**. A total of **25** dogs were impounded in **2013**. In addition, **6** other animals were impounded in **2013**.

The Animal Control Department generated a revenue total for the Town of **\$19,994** in **2013** for licenses, fines and fees.

On Saturday September 28, 2013 the Town of Brighton, in conjunction with the Monroe County Health Department, hosted the 20th annual Rabies Immunization Clinic for cats, dogs and ferrets at the Town Highway Department building. A total of **211** pets were vaccinated at the clinic.

The Animal Control Department greatly appreciates the support provided by the Town Clerk's office and the Town Court with collecting license fees and fines.

STATISTICS

| | 2012 | 2013 |
|---|------|------|
| DOG LICENSES ISSUED | 1775 | 1843 |
| LICENSE RENEWAL REMINDERS (<i>Letters</i>) | N/A | N/A |
| NON-RENEWAL FOLLOW-UPS (<i>Personal Visit</i>) | 118 | 92 |
| COMPLAINTS HANDLED | 1179 | 1095 |
| SUMMONSES ISSUED | 14 | 15 |
| DOGS SEIZED | 54 | 41 |
| DOGS IMPOUNDED | 33 | 25 |
| OTHER ANIMALS IMPOUNDED | 6 | 6 |

FINES AND FEES REVENUE

| | 2012 | 2013 |
|--|--------------------|--------------------|
| FINES COLLECTED | \$ 200.00 | \$ 100.00 |
| SEIZURE AND BOARDING FEES COLLECTED | \$ 1,573.00 | \$ 1,446.00 |
| TOTALS: | \$ 1,773.00 | \$ 1,546.00 |

DOG LICENSE REVENUE

| | 2012 | 2013 |
|-------------------------|---------------------|---------------------|
| STATE REVENUE | \$ 1,940.00 | \$ 2,032.00 |
| BRIGHTON REVENUE | \$ 15,847.50 | \$ 16,346.00 |
| TOTALS: | \$ 17,787.50 | \$ 18,378.00 |

COMMENDATIONS



Each year, the Brighton Police Department recognizes exceptional contributions to the field of public safety by individuals both within the Department and in the community. The following awards were presented at the 21st annual awards ceremony held on June 23rd, 2013. The event was sponsored by the Brighton Patrolmen's Association.

LIEUTENANT RON WARD, OFFICERS JUSTIN KELLER, DAVID MONTES, MICHAEL ROMACH AND JEFFREY RUFFALO

Distinguished Service Award

For their coordinated and professional response May 25, 2012 in dealing with a distraught, suicidal male who barricaded himself in his residence and was threatening to harm himself with a knife. Upon locating and confronting the subject, the interior officers found themselves in a tactical disadvantage when confronted. After nearly 20 minutes of negotiations and with the subject becoming more agitated and aggressive, the exterior cover officers were able to gain entry to the residence. In doing so, the subject was distracted which allowed the interior officers to gain control of the subject and the weapon. As a result of this team work there were no injuries sustained to the officers or the subject. The subject was subsequently transported for a medical evaluation.

INVESTIGATOR MARK LIBERATORE AND OFFICER SCOTT COREY

Excellent Police Service Award

In response to a possible burglary in progress call in the Elmwood Avenue/Howland Avenue area, Ofcr. Corey observed a subject matching the general description of a possible suspect. Upon detaining the subject, Ofcr. Corey returned the subject to the location of a witness who positively identified that subject as the person of interest in this investigation. Based on that information, Inv. Liberatore was assigned to assist and through the efforts of both Officers, two other subjects were subsequently charged for an additional residential burglary. All 3 subjects were incarcerated after conviction on these charges.

SERGEANT MICHAEL DESAIN, OFFICERS ALLISON LAUBACHER AND JEFFREY RUFFALO

Excellent Police Service Award

On July 20, 2012, Officers responded to a 911 call for an armed robbery that occurred at 2835 Monroe Avenue. With knowledge of the suspect's appearance and vehicle, Officers Laubacher and Ruffalo positioned themselves to observe traffic on and around Rt. 590. Ofcr. Laubacher did observe the suspect's vehicle on Rt. 590 in the area of Elmwood Avenue, and broadcast this information. Ofcr. Ruffalo responded to the area and was eventually able to observe the suspect vehicle on East Highland Drive towards East Avenue. Ultimately a felony stop was initiated in the area of Penfield Road and Rt. 490 exit ramp, but the suspect vehicle refused to comply. After a brief pursuit, the suspect's vehicle was subsequently located, parked in a lot off University Avenue, in the City of Rochester. Based on evidence contained within the vehicle, and through the investigative efforts of Sgt. DeSain, a local address was determined and the suspect was located at his residence by Sgt. DeSain, who was alone at the time of initial contact, took custody of the suspect without incident. The suspect was subsequently charged and convicted after trial for Robbery 1st.

INVESTIGATOR TIMOTHY KARCH AND OFFICER JUSTIN KELLER***Excellent Police Service Award***

On November 11, 2012 at 0446 hours, Inv. Karch, while assigned to the road patrol, responded to an alarm at 749 East Henrietta Road. In checking the exterior, Inv. Karch observed the outside freezer unit door compromised and eventually observed a male subject attempting to hide within that fenced area. Upon questioning, the subject could not give a reliable account of why he was there. The suspect was able to break away from Inv. Karch and ran away. Inv. Karch, with the assistance of Ofcr. Keller, eventually subdued the subject, who continued to resist until controlled by use of a Taser and the officers physical constraints. As a result of this apprehension, many similar incidents throughout the county that were associated with the subject were cleared.

CHIEF MARK HENDERSON, SERGEANT CHRISTOPHER WAGNER, OFFICERS STEPHEN HUNT, MARK SKIDMORE AND BRAD STEVE***Excellent Police Service Award***

On December 28, 2012, and with the knowledge provided by Mr. John Slominski, Sgt. Wagner and Chief Henderson began monitoring the area of Elmwood Avenue in the 2300 block for the described suspicious vehicle and occupants in a probable residential burglary. Sgt. Wagner did observe the suspect vehicle proceeding in a westerly direction on Elmwood Avenue and took up pursuit of said vehicle. The suspect vehicle maintained a high rate of speed in an attempt to elude Sgt. Wagner and other responding units, but was unable to continue after striking 5 personal vehicles of unsuspecting motorists in the area of 1000 Elmwood Avenue. As a result, the three suspects exited the suspect vehicle and began running into the residential area of the City near South Avenue and Elmwood Ave. Sgt. Wagner, Chief Henderson and Officers Skidmore, Hunt and Steve took pursuit and after an extensive foot chase, were able to apprehend all three suspects without incident. Stolen property from the residential burglary was also recovered by these responding Officers and eventually processed for evidence. All three subjects ultimately agreed to plea bargains and were incarcerated. As a direct result of the action of these Officers, it is estimated that approximately 25 residential burglaries which occurred within the Town of Brighton were cleared.

MR. JOHN A. SLOMINSKI***Citizen Award***

On December 28, 2012, Mr. Slominski was leaving his residence when he observed three (3) subjects in and around the residence across from his home. Mr. Slominski immediately called 911 to report this activity, and then saw the subjects exit the residence with electronic equipment. Mr. Slominski called 911 again to provide the suspect's physical and vehicle description, which was relayed to responding units. The information provided by Mr. Slominski directly led to the subsequent apprehension of three individuals responsible for numerous residential, daytime burglaries that had been plaguing the Town of Brighton since early October, 2012. Mr. Slominski's accurate and detailed description of the suspects was critical in the subsequent plea that each of these individuals eventually agreed to in lieu of trial.

OFFICERS MICHAEL ROMACH, ALLISON LAUBACHER AND KEITH WOODARD
Excellent Police Service Award

On July 6 2012 at 9:45 pm, Officers were dispatched to a report of a male acting suspiciously in the area of East Ave. and Rt. 441. Upon arrival, Ofcr. Romach observed the individual in the parking lot of Fire House #1 of the Brighton Fire Department. As he approached, the subject ran away towards the overpass of Rt. 490 at Rt. 441. Eventually the subject climbed over the guiderail on the overpass for Rt. 490 and indicated his willingness to jump. Ofcr. Romach advised responding patrols and began to engage the distressed subject in dialogue in an attempt to get the subject onto the correct side of the guiderail. Through persistence and patience, Ofcr. Romach, with Ofcr. Laubacher and Ofcr. Woodard, were able to convince the subject, with some physical interaction and heightened risk to each of them, to cross back over. The incident was managed without harm to the subject or the Officers, and the subject was subsequently transported for a medical evaluation.

MS. DEBBIE GRUBER, MS. JODI GIANCURSIO, MS. SUSAN MRAZ, MS. BONNIE DEROSA, DR. MICHAEL LOEB AND MR. STEVEN COHN
Citizens Award

On March 7, 2013, while attending a water aerobics spin class held in the pool of the Jewish Community Center, Ms. Gruber, Ms. Mraz, Ms. Giancursio, and Ms. DeRosa observed their instructor suddenly fall off her bike and into the water. All four individuals also observed that the instructor was unable to right herself and it became apparent that the instructor was having some type of medical issue in the water. All four participants were able to bring the instructor to the surface of the water and eventually out of the pool. While the four participants were attending to the instructor, Dr. Loeb and Mr. Cohn also responded to assist and apply their medical knowledge to stabilize the instructor until an ambulance arrived. It was later determined that the instructor had indeed suffered a medical issue which left her unable to use her left side. Due to the quick, decisive action of all these participants, a tragedy was certainly averted.

SERGEANT DAVID SWANCOTT
Excellent Police Service Award

At the direction of the Chief of Police, Sgt. Swancott was appointed to revive and conduct a Citizens' Police Academy on behalf of the Department and Town. Sgt. Swancott coordinated, scheduled, planned and advertised the entire course of action to gain attendees and then maintain and fill the scheduled 8 week course. In review of class evaluations and observations from various members of the Town and Police Department, it was clear that the effort put forth by Sgt. Swancott was well received, well planned and conducted. With this effort, and while still attending to his primary responsibility of supervising the 3rd platoon, Sgt. Swancott provided an invaluable service for the Department in the continuing Community Engagement Initiative.



COMMUNITY SERVICES



TOURS

In 2013, the Department conducted a number of tours of the Police facility. Included in these tours are the general facility, computer room and MoRIS (Monroe Rochester Identification System), booking area, prisoner cells, Records Division, and Police vehicles. In some instances the Officers take group pictures of the touring guests.

BIKE RODEO

The Brighton Police Department, along with Brighton Rotary, the Farmer's Market and the Parks and Recreation Department held a bike, scooter and roller blade rodeo in the parking lot at Brighton High School on June 23, 2013. The rodeo included safety talks and skill testing on an obstacle course. Approximately 100 children and their parents attended the event.

COMMUNITY OUTREACH

The Police Blotter is an online weekly composite of crimes occurring in Brighton, as well as occasional tips on keeping individuals, families, and property safe and secure. It is intended to inform and better prepare residents to take an active role in crime prevention and deterrence.

PHARMACEUTICAL DROP-OFF

To reduce potential sources of environmental contamination, the Brighton Police Department, in conjunction with the Monroe County Department of Environmental Services and the Drug Enforcement Administration, now organizes periodical pharmaceutical waste collections to provide our residents with a safe and proper way to dispose of their unused or unwanted medications. In 2013, 4,279 lbs. of pharmaceutical waste was collected. This service is free of charge to Monroe County residents. Persons interested in this program can check the Town's web page at www.townofbrighton.org or www.monroecounty.gov for announcements on upcoming dates.

CHILD SEAT SAFETY CHECKS

The National Highway Traffic Safety Administration (NHTSA) reports that 8 out of 10 child safety seats are installed improperly. In New York State, those statistics are even more alarming. Nine out of ten child safety seats in New York are reported as being unsafe. The Brighton Police Department is doing its part to help combat those shocking statistics. Our Child Safety Seat program has highly trained Police Officers dedicated not only to the safety of our community's children, but to the education of the parents, grandparents and caregivers watching over them. The Brighton Police Department holds monthly car seat checkpoints for interested residents. Residents can schedule an appointment by calling 784-5389.

EXPLORER PROGRAM

The Brighton Police Department sponsors a Law Enforcement Career Explorers post for young people ages 14 through 20 who have completed at least 8th grade. There are more than 33,000 Law Enforcement Explorers in the United States.

Those involved in Exploring learn about careers in law enforcement through lectures, tours, and hands-on activities. There are opportunities for community service experiences. Explorers receive advice from Brighton Police officers as to what steps they should be taking to prepare for careers in Law Enforcement.



PRESENTATIONS

Brighton Police Department Officers are available to assist neighborhood groups that wish to set up **Neighborhood Watch Programs**. Officers give presentations about crime prevention and security precautions and address concerns of Brighton residents.

In an effort to educate and aid the Brighton community in crime prevention and personal safety, Brighton Police Department Officers make presentations to Brighton organizations on a variety of topics. The following are examples of the topics addressed and the **80 organizations** served, totaling more than **37,000 persons**.

BUSINESS SECURITY

75 Contacts

The Baptist Temple

University of Rochester

D.W.I.

482 Contacts

Brighton High School

Harley School

MCC Public Safety

McQuaid Jesuit

R.A.I.D.

CHILD SAFETY

530 Contacts

Boy Scouts

Council Rock

French Road School

Girl Scouts

Hillel School

Seton Catholic School

Siena Catholic School

United Martial Arts

CHILD SAFETY SEAT INSPECTIONS

100 Contacts

Individuals

D.A.R.E.

83 Contacts

D.A.R.E. In School Classrooms

Brighton Central School District

Seton Catholic Elementary School

Harley School

JOB OF POLICE

150 Contacts

Banner's Day Care

Brighton Central School District

Brighton PTSA

Brighton Recreation Department

Festival of Ideas

Kids First Day Care

Nazareth College

Rape Crisis Services

Rush Henrietta Central School District

NEIGHBORHOOD ASSOCIATIONS / POLICE VEHICLES FOR COMMUNITY EVENTS OVER 36,000 CONTACTS

| | |
|--|--|
| Autism Speaks Walk | Bel Air Neighborhood Block Party |
| Brighton Baseball Parade | Brighton Browncroft Neighborhood Block Party |
| Brighton Farmer's Market | Brighton High School Sporting Events |
| Brighton Homecoming Parade / Football Game | Brighton Memorial Library Presentations |
| Brighton Recreation 5K & Tots and Trucks | Brighton Volunteer Ambulance Open House |
| Bruegger's Bagel Run | Buffard Cromwell Block Party |
| Buffard Cromwell Halloween Party | Children's Center of Brighton |
| Chelmsford Road Block Party | Collin Harrington Walk |
| Colonial Village Road Block Party | Deaf Festival |
| DWI Victim Memorial Service (MADD) | Ellison Park Heights Parade |
| Evans Farm Neighborhood | Fourth of July Events |
| French Road "Read Around the World" | Greenaway Road Block Party |
| Grosvenor Road Block Party | Harley School |
| High Holy Days (Temple B'rith Kodesh & Temple Sinai) | Home Acres Neighborhood Block Party |
| Home Acres Neighborhood Parades | Indian Landing School Events |
| Islamic Center of Rochester Events | Klink Road Neighborhood |
| Legacy at Clover Open House | Lights on Life Motorcade (M.C. Stop DWI) |
| Lilac Festival 5K Run, 10K Run, Parade | March for Crime Victims' Rights |
| McQuaid Jesuit Sporting Events & Social Host Lecture | Meadowbrook Neighborhood Block Party |
| Meadowbrook Children's Parade | Mercy High School |
| Missing Exploited Children Bike Ride | North St. Regis Neighborhood Block Party |
| Oakdale Drive Block Party | Park Lane Block Party |
| Parkinson Canal 5K | Rochester Marathon |
| Rockhill Road Block Party | Roselawn Block Party |
| Seton School "Blast" Dinner / Auction | Stuckmar Neighborhood Block Party |
| Susquehanna Block Party | Viennawood Neighborhood Block Party |

NEIGHBORHOOD ASSOCIATIONS / POLICE VEHICLES FOR COMMUNITY EVENTS OVER 36,000 CONTACTS (CONTINUED)

| | |
|--|---------------------------------------|
| Virginia Colony Neighborhood Parade | Wendover Road Block Party |
| West Brighton Fire Department Open House | Whipple Park Community Safety Meeting |
| Willowbend Road Block Party | Wilmot Road Block Party |

PERSONAL SAFETY / SECURITY

184 Contacts

The Baptist Temple
Brighton High School
Brighton Volunteer Ambulance
Houston Barnard Neighborhood Association
Legacy at Clover
Rochester Torch Club
Strong/Highland Sexual Assault Program
U of R Medical Center - Sawgrass Drive
West Brighton Fire Department Open House

TOUR OF POLICE DEPARTMENT

164 Contacts

ARC of Rochester
Banners Child Care
Boy Scouts
Cub Scouts
Family Tour
Private Day Care

ACKNOWLEDGEMENT

The following people contributed to the production of this Annual Report:

Mr. JP O'Brien, Administrative Analyst

Mrs. Jean Saucke, Records Division Supervisor

Mrs. Diane Monaghan, Secretary to the Chief of Police

Mrs. Joyce Rampello, Secretary to the Captains

2014 is the 200th Anniversary for the Town of Brighton. To commemorate this special occasion, Brighton Police Officers will be wearing this special anniversary edition badge. The men and women of the Brighton Police Department are proud to celebrate the bicentennial by proudly wearing this commemorative badge.

