

B  
R  
I  
G  
H  
T  
O  
N  
  
P  
O  
L  
I  
C  
E  
  
D  
E  
P  
A  
R  
T  
M  
E  
N  
T

# 2018 ANNUAL REPORT



MESSAGE FROM THE CHIEF



In 2018 the Brighton Police Department continued with our community engagement approach focusing on the needs and concerns of residents throughout the Town. There was one common concern from our residents: traffic and the request for traffic calming measures. We take all traffic complaints seriously and respond to all complaints by using a data analytics approach. We capture data utilizing covert traffic collection devices, as well as capturing data while providing immediate feedback to drivers. We moved to a covert collection method because some felt that the immediate feedback device was skewing data because drivers could react to the device. We utilize the data collected to design a traffic enforcement effort directing staff to problematic areas at times of day that show the



greatest traffic flow and violations of speed limits.

In 2018 I increased my community engagement efforts by hosting a Pizza with the Chief event for students at Brighton High School, met with students from the Black Student Union at Brighton High School, met with students at Mercy High School and hosted a community wide forum on police/community relationships in the Town of Brighton. I also am an organizing member and active participant in a regional faith community group that meets regularly to discuss police/community relationships throughout Monroe County. On June 16, 2018 we held our 4<sup>th</sup> Community Summit at the First Church of God, 334 Clarissa Street, Rochester New York. The Theme of the Summit was ***"Developing Strategies to Improve Community Police Relations– Race, Justice, Policing and Safety."***

2018 was the second complete year of the Body Worn Camera Program for the Brighton Police. There were **16,768** total videos, **2,374.78** hours of videos and **4,338.85** gigabytes of videos. The evidence captured by the cameras has been instrumental in a number of criminal prosecutions.

There were a total of **50,309** calls for service in 2018, a **6.0% percent increase from 2017**. Calls for service are broken down into two categories. One is response calls (as directed by the 911 Center) and the other is officer initiated activity. You will find a breakdown of these calls on page 8.

Overall crime in the Town of Brighton for **2018 was down by 14%**. There was a combined total of **1,642** Part I and Part II offenses (1,903 in 2017). There was a **decrease of 20% in overall larcenies; burglaries were down by 13%**.

There were a total of **4,552** traffic tickets issued by Brighton Police officers in 2018, a **9% decrease** over 2017 efforts.

I would like to acknowledge and thank Supervisor William Moehle, Town Board Members Jason Diponzio, Chris Werner and Robin Wilt for their support in 2018. I welcome and look forward to working with Christine Corrado.

In 2018 the Town of Brighton lost Town Board Member James Vogel. Jim was the longtime Public Works Committee Chair and had recently become the Chair of the Public Safety Committee. Throughout my tenure as Chief of Police, I had many conversations with Jim Vogel about issues impacting neighborhoods in the Town of Brighton. Jim was passionate about his concerns for public safety and his desire for a community policing approach from the police department. Councilperson Vogel was a strong supporter of the men and women of the Brighton Police Department. I will truly miss Councilperson James Vogel.





## TOWN OF BRIGHTON POLICE DEPARTMENT

### ADMINISTRATION



**DAVID CATHOLDI**  
CAPTAIN  
STAFF SERVICES



**MICHAEL DESAIN**  
CAPTAIN  
PATROL OPERATIONS



### ACCREDITATION

The Brighton Police Department became one of the first Police Departments in the State to receive Accreditation by the New York State Bureau for Municipal Police in 1991.



### BODY WORN CAMERAS

**2018**

**16,768 VIDEO FILES**  
**2,375 HOURS OF VIDEO**  
**4,339 GB OF VIDEOS**



### PART - TIME POLICE OFFICERS

In 2018, the Brighton Police Department added part-time police officers. The part-time police officers are responsible for security at the Brighton Town Hall Complex.



**TABLE OF CONTENTS****ADMINISTRATIVE SECTION**

|                               |   |
|-------------------------------|---|
| PERSONNEL ROSTER              | 5 |
| ORGANIZATIONAL CHART          | 6 |
| 2018 POLICE DEPARTMENT BUDGET | 7 |
| 2017 POLICE DEPARTMENT BUDGET | 7 |

**CRIME STATISTICS SECTION**

|                               |    |
|-------------------------------|----|
| CALLS FOR SERVICE             | 8  |
| NIBRS REPORTING               | 9  |
| FIVE YEAR TRENDS              | 10 |
| TIME OF DAY STATS             | 11 |
| ARREST BOOKINGS               | 12 |
| DOMESTIC VIOLENCE INCIDENTS   | 13 |
| TRAFFIC TICKETS / DWI ARRESTS | 15 |
| MOTOR VEHICLE ACCIDENTS       | 17 |
| ALARM STATISTICS              | 18 |

**JUVENILE CONTACTS SECTION** 18**IDENTIFICATION DIVISION** 19**ANIMAL CONTROL STATISTICS** 20**COMMENDATIONS** 21**COMMUNITY SERVICES** 23

**PERSONNEL ROSTER****CHIEF OF POLICE**

Mark Henderson

Chief's Secretary

Diane Monaghan

**CAPTAINS**Staff

David Catholdi

Operations

Michael DeSain

**LIEUTENANTS**

Ron Ward

David Swancott

Christopher Wagner

**SERGEANTS**Jose Caraballo  
Timothy KarchBrian Cecere  
Keith Woodard**OFFICERS**Spencer Bills  
Marcus Capeder  
Bradley Clouston  
James DeNero  
Derick Fera  
Brandan Flickner  
Cale Flora  
Rebecca Halpin  
Lisa Hillier  
Zachary HoagShawn Houseman  
Heidi Kaiser  
Justin Keller  
Joseph LaBarbera  
Julio Montes  
Tyler Moulton  
Carlos Oquendo  
Sean Peck  
Jeffrey Ruffalo  
Mark SkidmoreJohn Starr  
Brad Steve  
James Tumbiolo**PART-TIME OFFICERS**Joseph Hillier  
Sanjib Mudvary  
James Noble  
Troy Williams**SPECIAL SERVICES DIVISION**InvestigatorsStephen Hunt  
Renee Fischer  
Michael RomachInvestigative Sergeant Coordinator

Allison Laubacher

Secretary

Jackie Pike

Drug Task Force

Taylor Barth

Identification Division

Ryan Lehigh

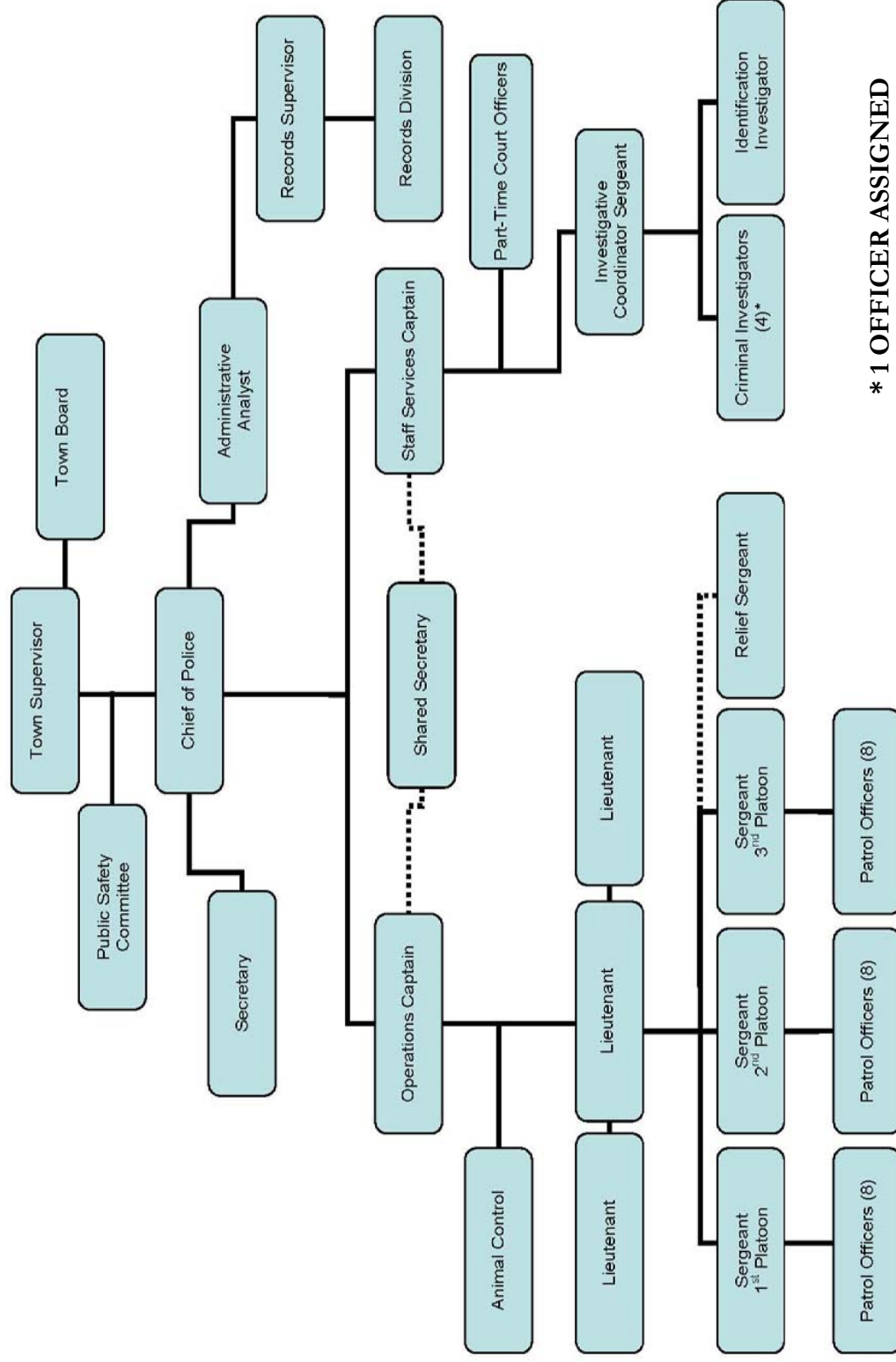
**ADMINISTRATIVE ANALYST**

JP O'Brien

**ANIMAL CONTROL**Bruce Blackman  
Jim Camiolo  
Shana Hagins**RECORDS PERSONNEL**Linda DeJohn  
Patrice CooperSue Ost  
Jean Saucke

## ORGANIZATIONAL CHART

## BRIGHTON POLICE DEPARTMENT



**\* 1 OFFICER ASSIGNED  
TO GRANET**

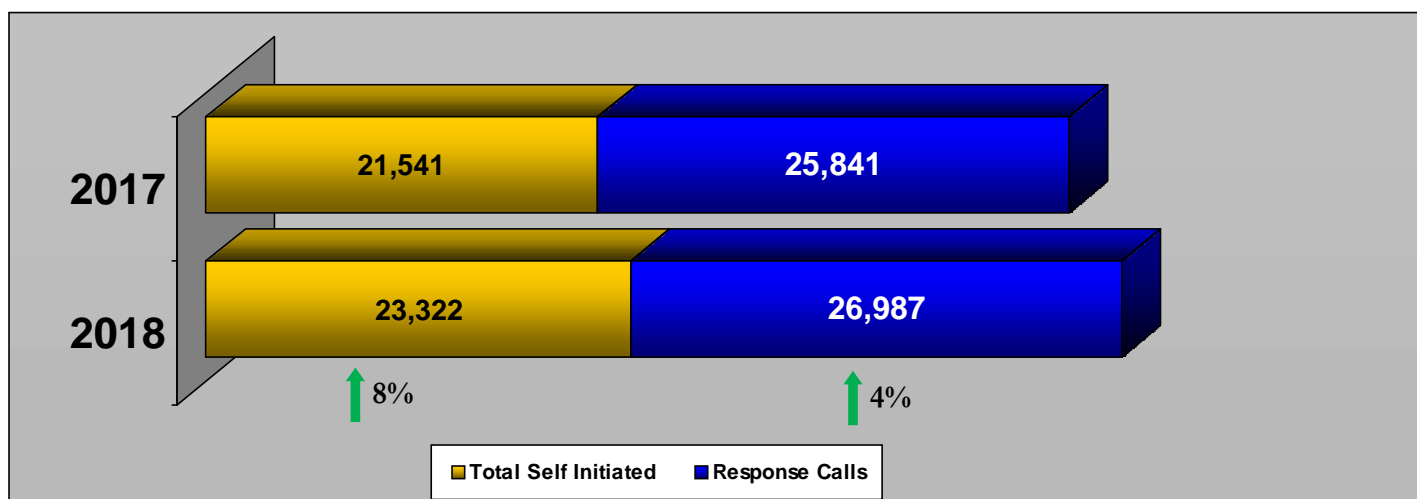

## 2018 POLICE BUDGET

| ACCOUNT                   | APPROPRIATION    | EXPENDITURE      |
|---------------------------|------------------|------------------|
| WAGES AND SALARIES        | 4,413,350        | 4,356,447        |
| PART TIME SALARIES        | 169,105          | 144,092          |
| OVERTIME                  | 198,087          | 216,820          |
| OFFICE EQUIPMENT          | 3,000            | 2,512            |
| NEW VEHICLES              | 179,000          | 158,893          |
| OTHER EQUIPMENT           | 28,074           | 27,462           |
| SUPPLIES AND MATERIALS    | 46,183           | 26,939           |
| UTILITIES                 | 14,210           | 13,777           |
| RISK FUND                 | 183,630          | 179,018          |
| CONTRACTED SERVICES       | 26,033           | 32,569           |
| FEES FOR SERVICE          | 5,000            | 1,908            |
| VEHICLE EXPENSES          | 97,820           | 97,036           |
| UNIFORMS, TRAINING        | 45,470           | 39,285           |
| MISCELLANEOUS EXPENSES    | 4,150            | 3,298            |
| NY STATE RETIREMENT       | 999,950          | 988,251          |
| SOCIAL SECURITY           | 361,720          | 347,438          |
| WORKERS COMPENSATION      | 65,400           | 89,016           |
| MEDICAL AND DENTAL        | 1,288,190        | 1,274,354        |
| <b>TOTALS</b>             | <b>8,128,372</b> | <b>7,999,115</b> |
| ANIMAL CONTROL            | 108,665          | 99,576           |
| PART-TIME POLICE OFFICERS | 44,800           | 37,565           |

## 2017 POLICE BUDGET

| ACCOUNT                | APPROPRIATION    | EXPENDITURE      |
|------------------------|------------------|------------------|
| WAGES AND SALARIES     | 4,411,995        | 4,430,853        |
| PART TIME SALARIES     | 136,050          | 137,353          |
| OVERTIME               | 185,000          | 189,761          |
| OFFICE EQUIPMENT       | 21,500           | 19,845           |
| NEW VEHICLES           | 179,000          | 167,696          |
| OTHER EQUIPMENT        | 41,035           | 45,220           |
| SUPPLIES AND MATERIALS | 42,760           | 25,940           |
| UTILITIES              | 14,460           | 14,887           |
| RISK FUND              | 181,830          | 163,911          |
| CONTRACTED SERVICES    | 32,348           | 34,354           |
| FEES FOR SERVICE       | 5,000            | 18,700           |
| VEHICLE EXPENSES       | 114,000          | 93,581           |
| UNIFORMS, TRAINING     | 49,812           | 31,524           |
| MISCELLANEOUS EXPENSES | 6,028            | 1,118            |
| NY STATE RETIREMENT    | 1,029,950        | 1,022,152        |
| SOCIAL SECURITY        | 359,760          | 355,364          |
| WORKERS COMPENSATION   | 65,400           | 90,109           |
| MEDICAL AND DENTAL     | 1,246,720        | 1,177,733        |
| <b>TOTALS</b>          | <b>8,122,648</b> | <b>8,020,101</b> |
| ANIMAL CONTROL         | 67,225           | 56,935           |

## CALLS FOR SERVICE



## CRIME STATISTICS

In 2007, the Brighton Police Department began using the New York State Incident Based Reporting (**NYSIBR**) system to provide crime statistics to the Division of Criminal Justice Services of New York.

In previous years, we reported via the Uniformed Crime Report system (**UCR**) which was designed to tally the most serious offense reported to a law enforcement agency.

Within NYSIBR, instead of tallying certain key events or most serious offense, data is collected on all criminal offenses within an incident, not just the most serious offense.



## NATIONAL INCIDENT BASED REPORTING SYSTEM OFFENSES

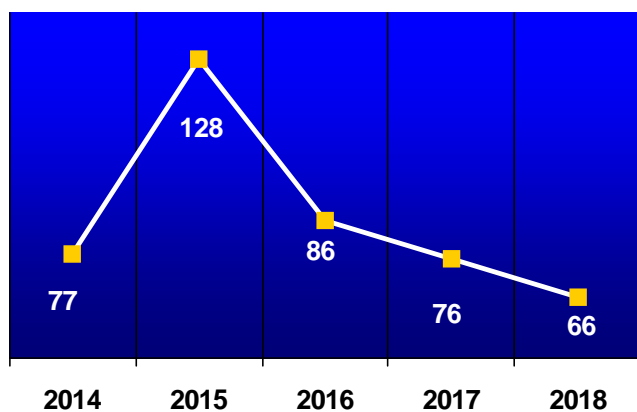
|         | OFFENSE                                      | 2017<br>TOTALS | 2018<br>TOTALS | 2018<br>CLEARED | %<br>CLEARED |
|---------|--|----------------|----------------|-----------------|--------------|
| GROUP A |  |                |                |                 |              |
| 9A      | HOMICIDE OFFENSES                            | 0              | 0              | 0               | -            |
| 11A     | FORCIBLE RAPE                                | 7              | 7              | 2               | 29%          |
| 11B     | FORCIBLE SODOMY                              | 2              | 2              | 0               | 0%           |
| 11C     | SEXUAL ASSAULT                               | 0              | 1              | 1               | 100%         |
| 11D     | FORCIBLE FONDLING                            | 6              | 8              | 6               | 75%          |
| 13A     | AGGRAVATED ASSAULT                           | 12             | 12             | 9               | 75%          |
| 13B     | SIMPLE ASSAULT                               | 171            | 161            | 142             | 88%          |
| 13C     | INTIMIDATION                                 | 29             | 39             | 22              | 56%          |
| 23A     | POCKET PICKING                               | 0              | 2              | 1               | 50%          |
| 23B     | PURSE SNATCHING                              | 5              | 3              | 0               | 0%           |
| 23C     | SHOPLIFTING                                  | 53             | 69             | 32              | 46%          |
| 23D     | THEFT FROM BUILDING                          | 141            | 130            | 35              | 27%          |
| 23E     | THEFT FROM COIN-OP MACHINE                   | 0              | 1              | 0               | 0%           |
| 23F     | THEFT FROM MOTOR VEHICLE                     | 244            | 96             | 4               | 4%           |
| 23G     | THEFT OF MOTOR VEHICLE PARTS                 | 17             | 18             | 0               | 0%           |
| 23H     | ALL OTHER LARCENY                            | 300            | 289            | 42              | 15%          |
| 26A     | FALSE PRETENSE / SWINDLE / GAMES             | 1              | 5              | 2               | 40%          |
| 26B     | CREDIT CARD / ATM FRAUD                      | 0              | 30             | 0               | 0%           |
| 26C     | IMPERSONATION                                | 67             | 20             | 6               | 30%          |
| 35A     | DRUG/NARCOTIC VIOLATIONS                     | 23             | 42             | 30              | 71%          |
| 35B     | DRUG EQUIPMENT VIOLATIONS                    | 1              | 4              | 3               | 75%          |
| 36A     | INCEST                                       | 0              | 0              | 0               | -            |
| 36B     | STATUTORY RAPE                               | 0              | 0              | 0               | -            |
| 40A     | PROSTITUTION                                 | 0              | 1              | 1               | 100%         |
| 100     | KIDNAPPING                                   | 0              | 5              | 3               | 60%          |
| 120     | ROBBERY                                      | 9              | 18             | 7               | 39%          |
| 200     | ARSON  | 0              | 0              | 0               | -            |
| 210     | EXTORTION / BLACKMAIL                        | 3              | 4              | 2               | 50%          |
| 220     | BURGLARY / BREAKING & ENTERING               | 76             | 66             | 14              | 21%          |
| 240     | MOTOR VEHICLE THEFT                          | 12             | 19             | 3               | 16%          |
| 250     | COUNTERFEITING / FORGERY                     | 51             | 28             | 4               | 14%          |
| 270     | EMBEZZLEMENT                                 | 0              | 0              | 0               | -            |
| 280     | STOLEN PROPERTY OFFENSES                     | 13             | 8              | 7               | 88%          |
| 290     | DESTRUCTION / DAMAGE / VANDALISM OF PROPERTY | 230            | 180            | 59              | 33%          |
| 370     | PORNOGRAPHY / OBSCENE MATERIAL               | 2              | 3              | 2               | 67%          |
| 520     | WEAPONS LAW VIOLATIONS                       | 5              | 3              | 3               | 100%         |

## NATIONAL INCIDENT BASED REPORTING SYSTEM OFFENSES

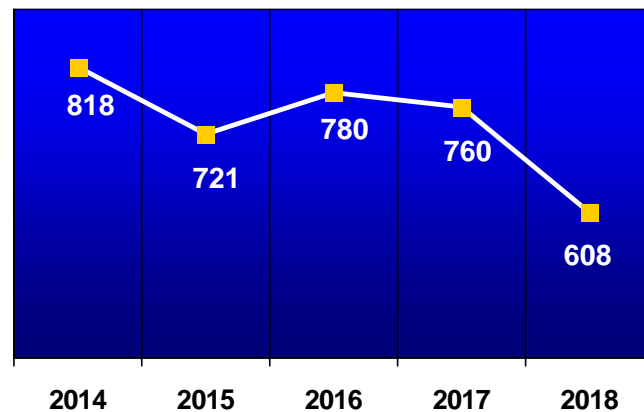
|                | OFFENSE                       | 2017<br>TOTALS | 2018<br>TOTALS | 2018<br>CLEARED | %<br>CLEARED |
|----------------|-------------------------------|----------------|----------------|-----------------|--------------|
| GROUP B        |                               |                |                |                 |              |
| 90A            | BAD CHECKS                    | 2              | 3              | 2               | 67%          |
| 90B            | CURFEW / LOITERING / VAGRANCY | 0              | 0              | 0               | -            |
| 90C            | DISORDERLY CONDUCT            | 5              | 4              | 3               | 75%          |
| 90D            | DRIVING UNDER THE INFLUENCE   | 253            | 195            | 195             | 100%         |
| 90G            | LIQUOR LAW VIOLATIONS         | 0              | 1              | 1               | 100%         |
| 90H            | UNLAWFUL SURVEILLANCE         | 2              | 1              | 1               | 100%         |
| 90J            | TRESPASS OF REAL PROPERTY     | 51             | 42             | 18              | 43%          |
| 90Z            | ALL OTHER OFFENSES            | 110            | 122            | 82              | 67%          |
| TOTAL OFFENSES |                               | 1903           | 1642           | 744             | 45%          |

## FIVE YEAR TRENDS

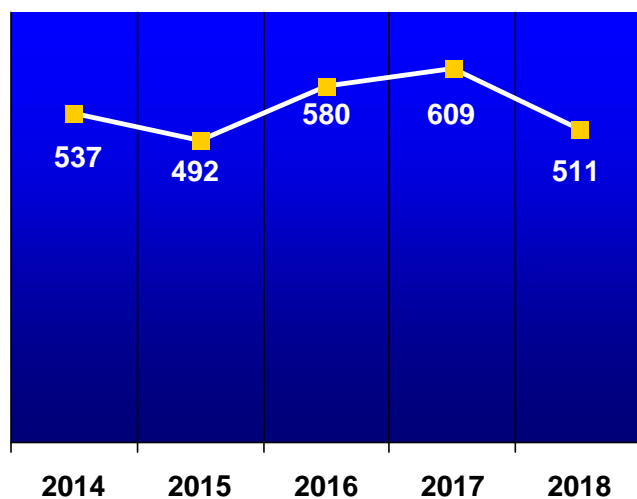
## BURGLARY



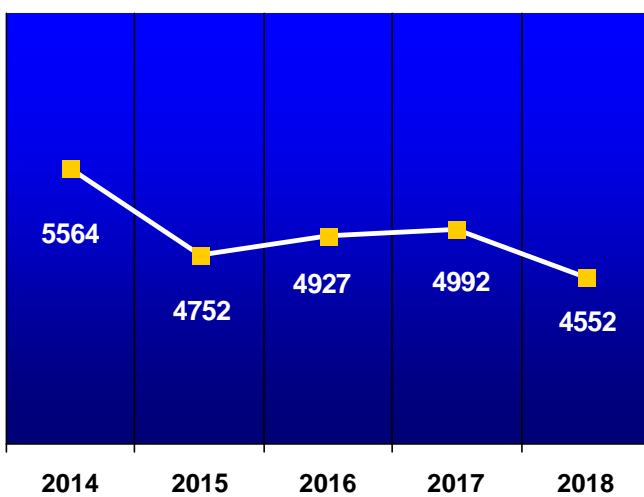
## LARCENY



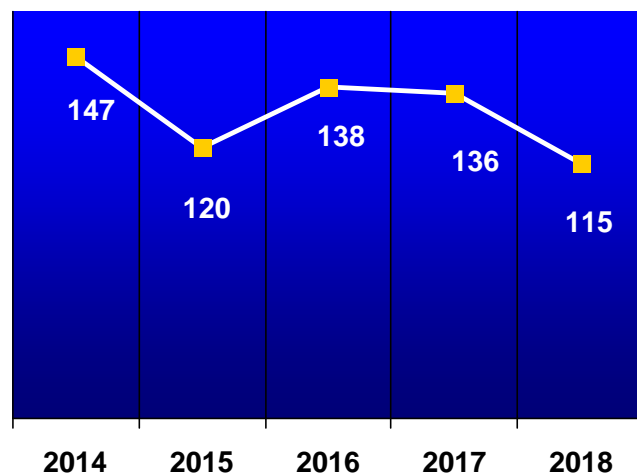
## ARRESTS



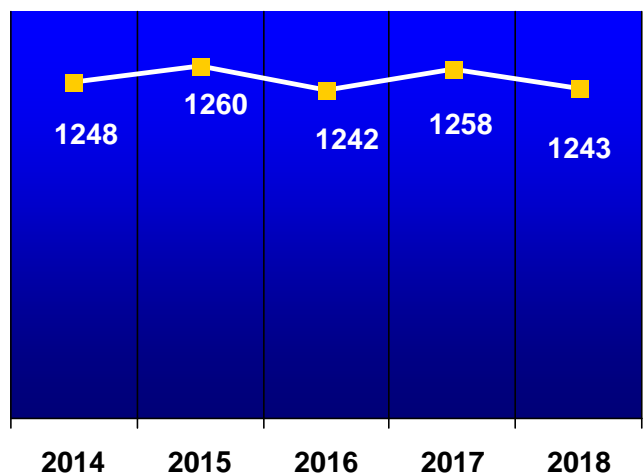
## TRAFFIC TICKET ARRESTS



## DWI / DWAI ARRESTS

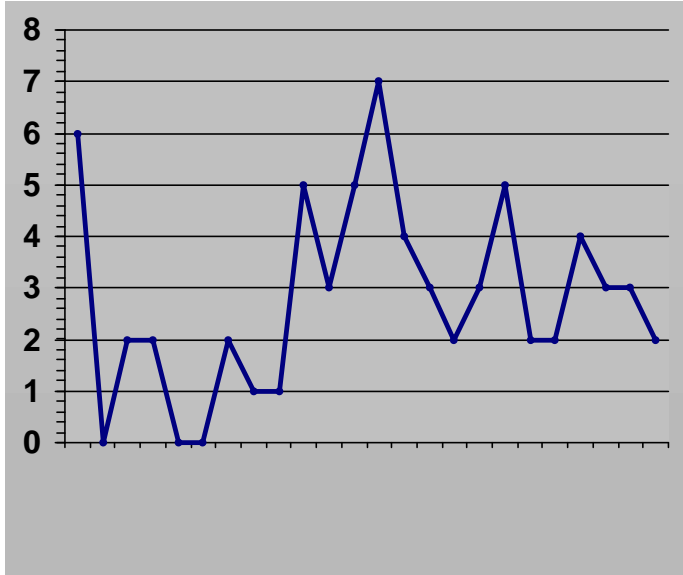


## MOTOR VEHICLE ACCIDENTS

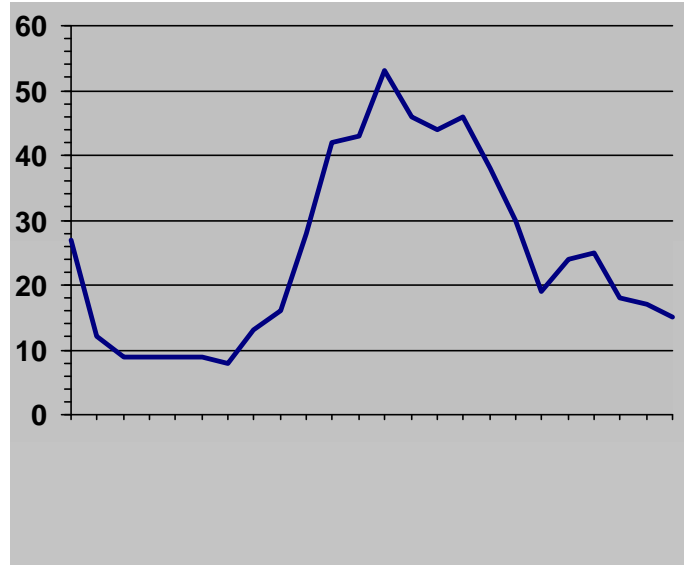


TIME OF DAY

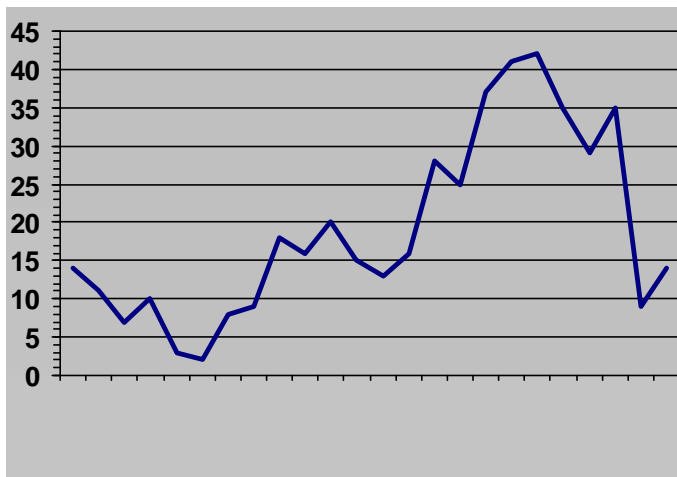
BURGLARY



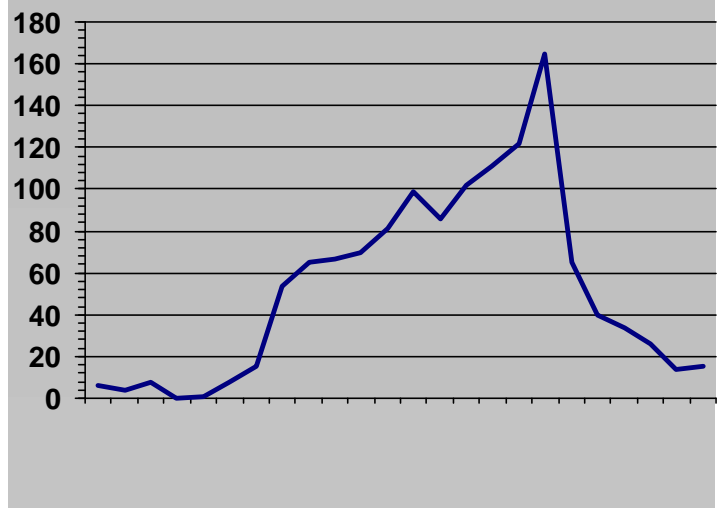
LARCENY



DOMESTIC VIOLENCE INCIDENTS

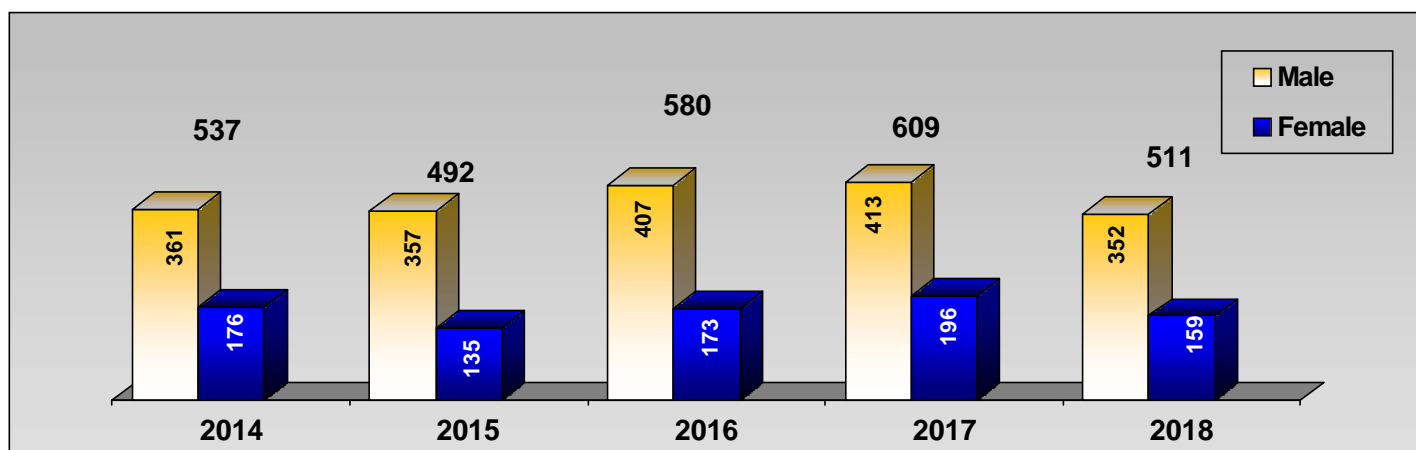


MOTOR VEHICLE ACCIDENTS

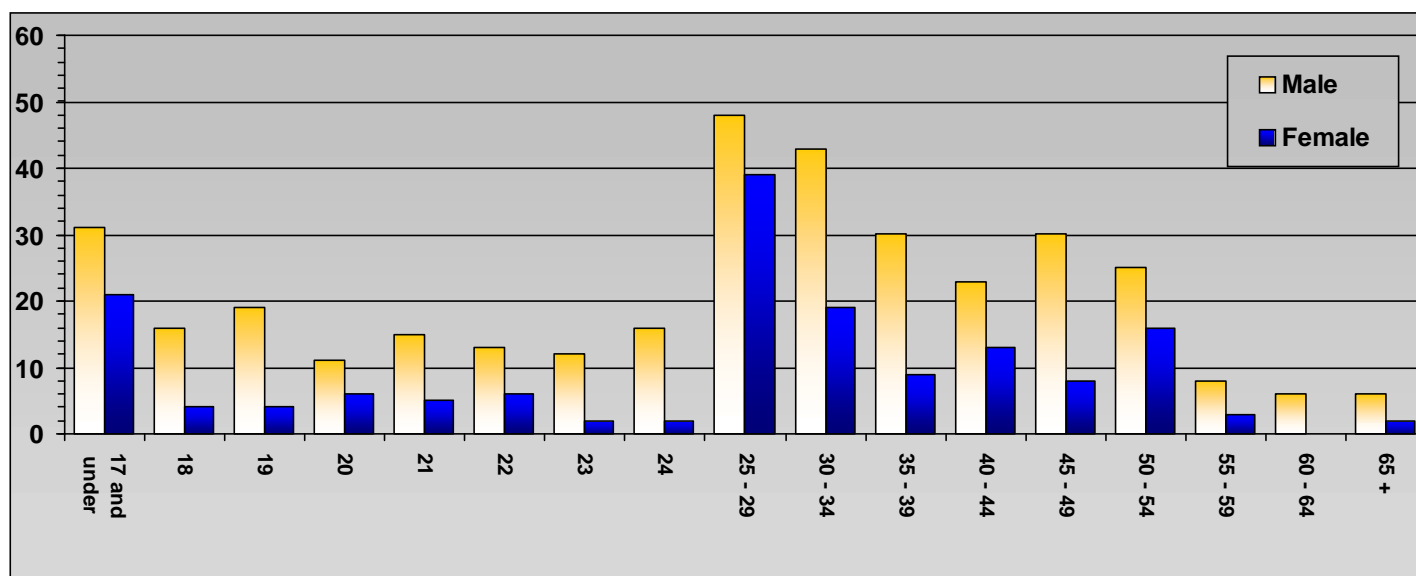


## ARREST BOOKINGS

| AGE GROUP              | 2017 NUMBER OF |        | 2018 NUMBER OF |        |
|------------------------|----------------|--------|----------------|--------|
|                        | MALE           | FEMALE | MALE           | FEMALE |
| 17 and under           | 60             | 14     | 31             | 21     |
| 18 — 64                | 348            | 177    | 315            | 136    |
| 65 and over            | 5              | 5      | 6              | 2      |
| <b>TOTALS</b>          |                |        |                |        |
| <b>MALES / FEMALES</b> | 413            | 196    | 352            | 159    |
| <b>COMBINED TOTALS</b> | 609            |        | 511            |        |



THE PERCENT CHANGE FOR ARRESTS FROM 2017 TO 2018 IS DOWN 16%





## DOMESTIC VIOLENCE INCIDENTS

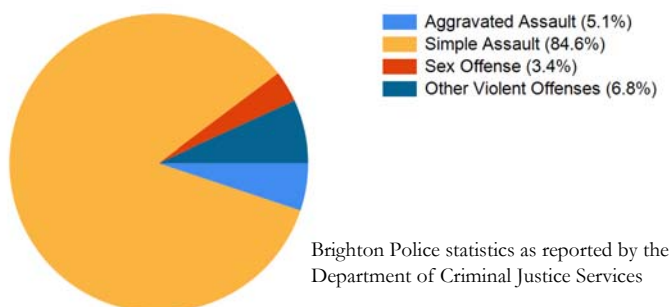
It is the policy of the Brighton Police Department to treat Domestic Violence as criminal conduct. All reports and allegations of Domestic Violence will be fully investigated by a member of the Brighton Police Department. An incident of Domestic Violence is defined as any disturbance, dispute, violence, or report of an offense within a domestic relationship where police intervention is requested.

A domestic relationship includes persons who: are legally married to one another, were formerly married to one another, are related by blood, are related by marriage, have a child in common, are currently or previously involved in a significant intimate or dating relationship, regardless of whether or not they previously lived together (includes same sex couples), are specified such by law (e.g., foster-families and step-families).

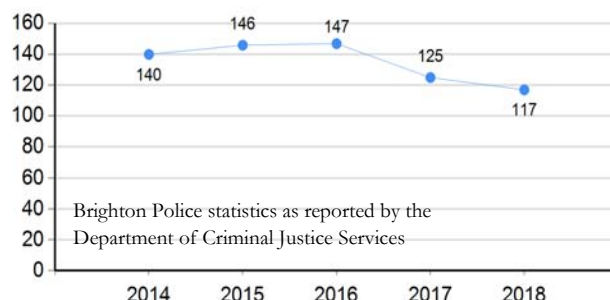


In 2018, the Department investigated **457** calls that were of a domestic nature. This reflects an increase from the **398** calls in 2017. Of the total calls responded to in 2018, **16** resulted in an arrest and criminal prosecution of the offender when a Penal Law statute was violated.

2018 Domestic Violence Victims by Offense



Domestic Violence Victim Data (2014 - 2018)



*If you need immediate support,  
call our 24/7 Hotline  
(585) 222-SAFE.*

***All are welcome at Willow. We serve everyone.***

Domestic violence knows no boundaries. It affects women and men of all ages, income levels, cultures, religions, races, and sexual orientation—in cities, suburbs, and rural areas.

We all know someone impacted by domestic violence. 1 in 3 women and 1 in 4 men will be a victim of domestic violence in their lifetime.

**We are here for you.**

Willow Center services are for anyone who may believe they are in a dangerous relationship. Willow Center is also a resource for family, friends, neighbors, co-workers and other service providers who are concerned and want to know what they can do help someone they care about.

## DOMESTIC VIOLENCE INCIDENTS

| NATURE OF INCIDENT (MOST SERIOUS)      | # OF CALLS |            | # OF ARRESTS |           |
|--|------------|------------|--------------|-----------|
|  | 2017       | 2018       | 2017         | 2018      |
| MENTAL HYGIENE ARREST                  | 5          | 2          | 0            | 0         |
| ROBBERY                                | 0          | 0          | 0            | 0         |
| BURGLARY                               | 1          | 0          | 1            | 0         |
| LARCENIES                              | 0          | 2          | 0            | 0         |
| CRIMINAL MISCHIEF                      | 5          | 3          | 1            | 1         |
| RECKLESS ENDANGERMENT                  | 0          | 0          | 0            | 0         |
| CRIMINAL POSS. CONTROLLED SUBSTANCE    | 0          | 0          | 0            | 0         |
| UNLAWFUL IMPRISONMENT                  | 0          | 1          | 0            | 1         |
| ASSAULT (including simple assault)     | 8          | 6          | 3            | 3         |
| MENACING                               | 4          | 1          | 4            | 1         |
| HARASSMENT (verbal or physical)        | 69         | 42         | 17           | 9         |
| UNAUTHORIZED USE MOTOR VEHICLE         | 2          | 0          | 0            | 0         |
| CRIMINAL CONTEMPT                      | 18         | 0          | 17           | 0         |
| AGGRAVATED HARASSMENT                  | 0          | 1          | 0            | 0         |
| STALKING                               | 0          | 0          | 0            | 0         |
| ENDANGERING WELFARE CHILD              | 1          | 0          | 0            | 0         |
| TRESPASS/ DISORDERLY CONDUCT           | 1          | 0          | 0            | 0         |
| CRIMINAL TRESPASS                      | 2          | 1          | 1            | 1         |
| IDENTITY THEFT/FORGERY                 | 0          | 0          | 0            | 0         |
| FAMILY TROUBLE /(boyfriend/girlfriend) | 280        | 397        | REPORTS ONLY |           |
| CUSTODY DISPUTE                        | 0          | 0          | 0            | 0         |
| FALSE PERSONATION                      | 1          | 0          | 0            | 0         |
| SEX OFFENSES (including rape)          | 1          | 1          | 0            | 0         |
| OTHER                                  | 0          | 0          | 0            | 0         |
| <b>TOTALS</b>                          | <b>398</b> | <b>457</b> | <b>44</b>    | <b>16</b> |

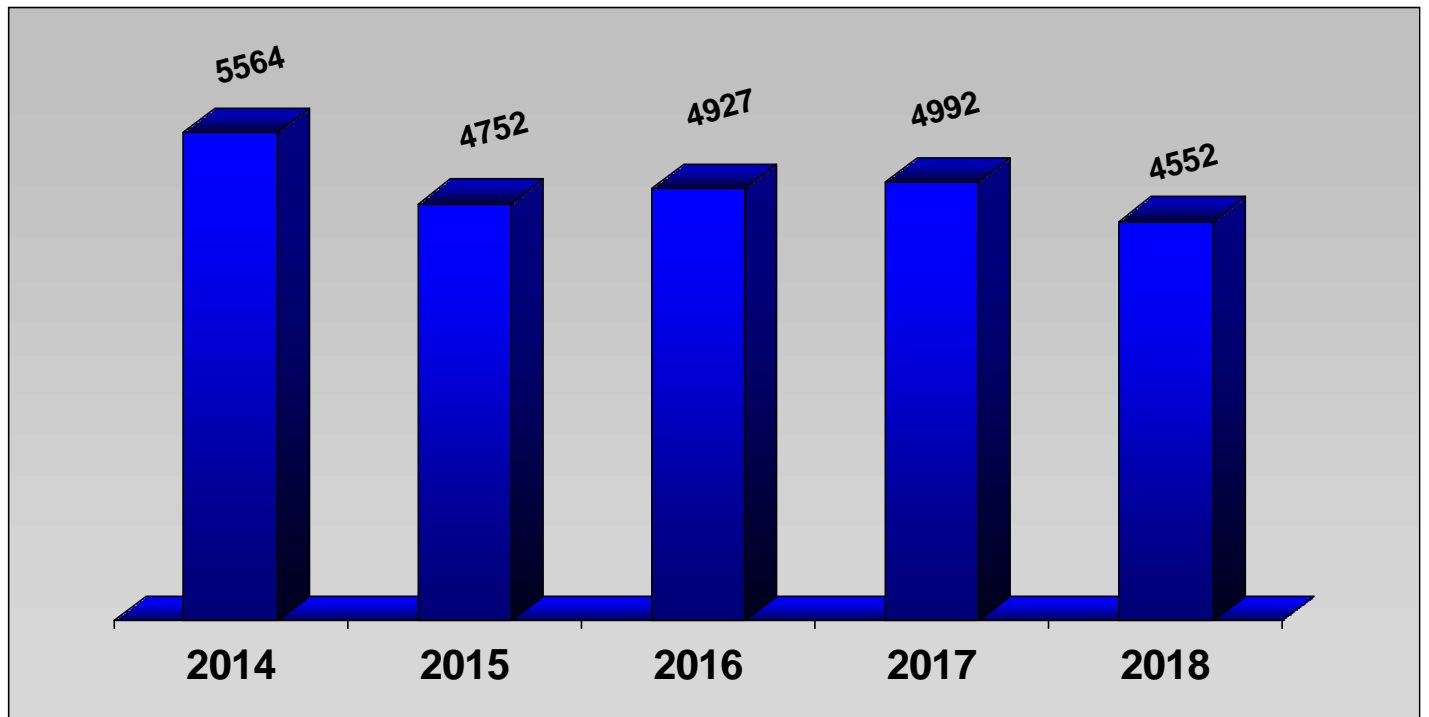
## TRAFFIC TICKET ARRESTS

| BY TYPE OF OFFENSE                                  | 2017        | 2018        |
|---|-------------|-------------|
| <b>FELONIES AND MISDEMEANORS</b>                    |             |             |
| SUSPENDED OR REVOKED REGISTRATION                   | 61          | 45          |
| SUSPENDED OR REVOKED LICENSE                        | 174         | 159         |
| RECKLESS DRIVING                                    | 1           | 3           |
| DWI                      FELONY: 5 MISDEMEANOR: 110 | 136         | 115         |
| LEAVING THE SCENE OF AN ACCIDENT                    | 4           | 0           |
| ALL OTHER MISDEMEANORS                              | 122         | 93          |
| ALL OTHER FELONIES                                  | 15          | 5           |
| <b>TOTALS</b>                                       | <b>513</b>  | <b>420</b>  |
| <b>VIOLATIONS</b>                                   |             |             |
| UNINSURED   | 150         | 141         |
| SPEEDING  | 1123        | 702         |
| TRAFFIC SIGNALS                                     | 410         | 364         |
| STOP SIGNS  | 49          | 62          |
| SEAT BELTS  | 89          | 48          |
| PASSED STOPPED SCHOOL BUS                           | 8           | 7           |
| FAULTY EQUIPMENT                                    | 665         | 756         |
| OPERATORS LICENSE                                   | 424         | 407         |
| REGISTRATION  | 240         | 316         |
| UNINSPECTED   | 610         | 710         |
| DRIVING WHILE IMPAIRED                              | 0           | 0           |
| ALL OTHER TRAFFIC VIOLATIONS                        | 711         | 619         |
| <b>TOTALS</b>                                       | <b>4479</b> | <b>4132</b> |
| <b>COMBINED TOTALS:</b>                             |             |             |
| FOR FELONIES, MISDEMEANORS, VIOLATIONS              | <b>4992</b> | <b>4552</b> |

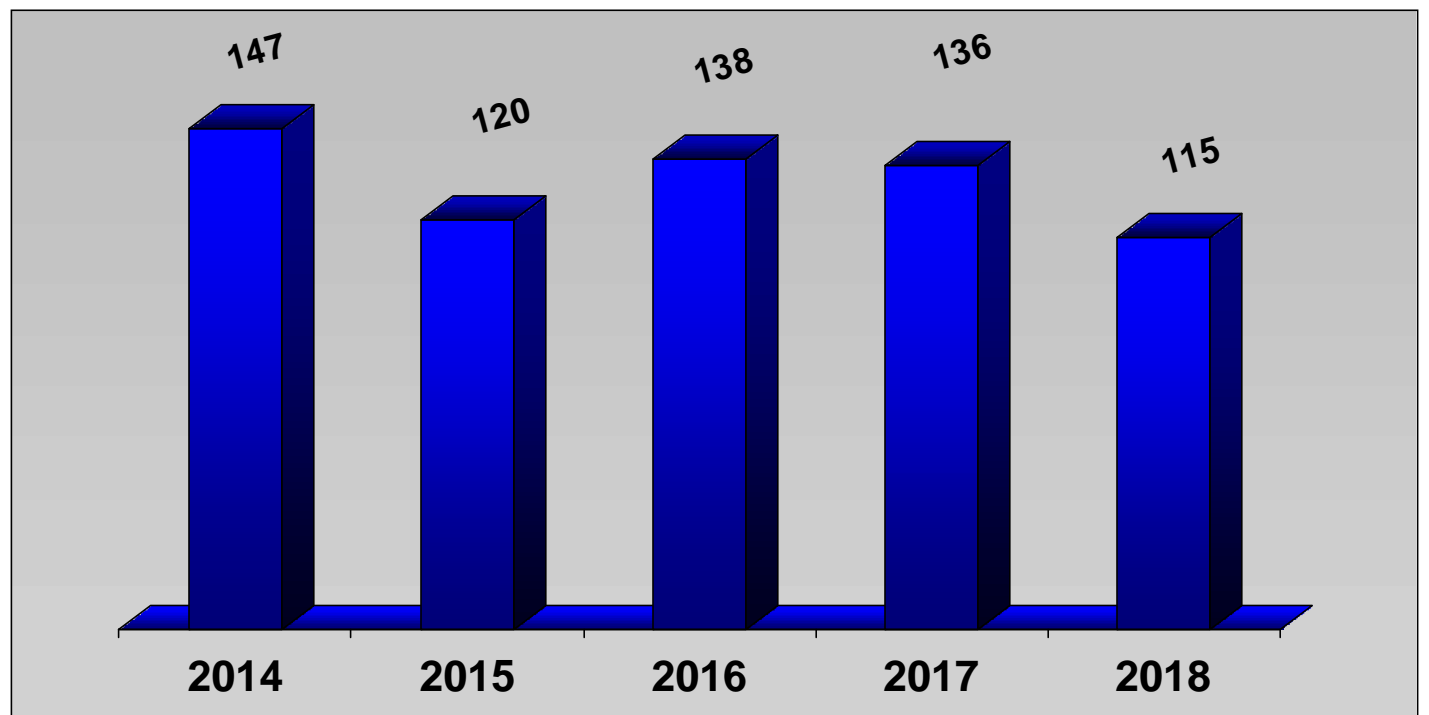


THE NUMBER OF TRAFFIC TICKETS WRITTEN IN 2018 HAS DECREASED BY 9% FROM 2017.

## TRAFFIC TICKET ARRESTS



## DWI / DWAI ARRESTS

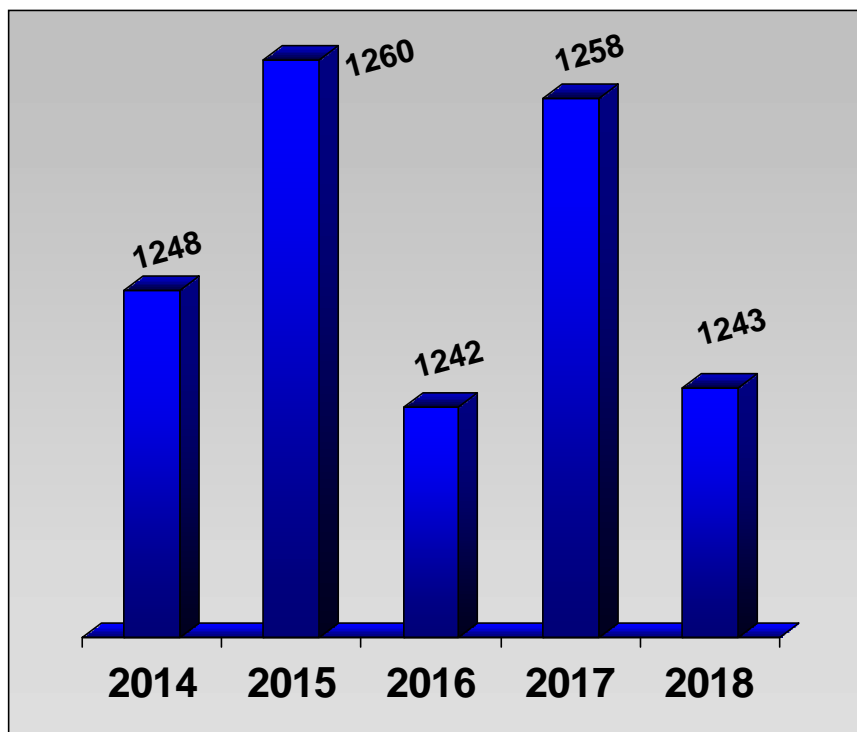


## MOTOR VEHICLE ACCIDENTS

| ACCIDENTS                 | 2017        | 2018        |
|---------------------------|-------------|-------------|
| Fatal Accidents           | 2           | 0           |
| Injury Accidents          | 198         | 194         |
| Property Damage Accidents | 1058        | 1049        |
| <b>TOTAL ACCIDENTS</b>    | <b>1258</b> | <b>1243</b> |

| BREAKDOWN OF ACCIDENTS                  | 2017        | 2018        |
|---|-------------|-------------|
| A. Highway Accidents Without Injury     | 859         | 839         |
| Highway Accidents With Injury           | 191         | 187         |
| B. Fatal Highway Accidents              | 2           | 0           |
| Fatal Parking Lot Accidents             | 0           | 0           |
| C. Parking Lot Accidents Without Injury | 199         | 210         |
| Parking Lot Accidents With Injury       | 7           | 7           |
| <b>TOTAL</b>                            | <b>1258</b> | <b>1243</b> |

| NUMBER OF PERSONS INJURED | 2017       | 2018       |
|---------------------------|------------|------------|
| In Highway Accidents      | 259        | 233        |
| In Parking Lot Accidents  | 9          | 7          |
| <b>TOTAL</b>              | <b>268</b> | <b>240</b> |





## ALARM STATISTICS

| ALARM TYPE    | TOTAL NUMBER | LEGITIMATE | SUSPICIOUS | ACCIDENTAL DEFECTIVE | % ACCIDENTAL DEFECTIVE |
|---------------|--------------|------------|------------|----------------------|------------------------|
| ROBBERY       | 64           | 3          | 5          | 56                   | 88%                    |
| BURGLARY      | 1680         | 10         | 126        | 1544                 | 92%                    |
| FIRE          | 663          | 6          | 230        | 427                  | 64%                    |
| <b>TOTALS</b> | <b>2407</b>  | <b>19</b>  | <b>361</b> | <b>2027</b>          | <b>84%</b>             |



IN 2018 THERE WAS A SLIGHT DECREASE IN THE TOTAL NUMBER OF ALARM CALLS RESPONDED TO BY THE ROAD PATROL AS COMPARED TO THE 2,424 RESPONSES IN 2017.

OF THE TOTAL ALARM CALLS RESPONDED TO IN 2018, ONLY 380 OR 16% WERE DEEMED LEGITIMATE OR SUSPICIOUS IN NATURE.

## JUVENILE CONTACTS

| OFFENSE                          | JUVENILE CONTACTS | REFERRALS TO OTHER AGENCIES |
|----------------------------------|-------------------|-----------------------------|
| ABSENT W/O LEAVE FROM HILLSIDE   | 21                | 21                          |
| ALCOHOL                          | 1                 | 0                           |
| BURGLARY                         | -                 | -                           |
| CRIMINAL MISCHIEF                | 17                | 0                           |
| DOMESTIC INCIDENT                | 8                 | 0                           |
| HARASSMENT                       | 17                | 0                           |
| MAKING GRAFFITI                  | -                 | -                           |
| MENTAL HEALTH                    | 27                | 27                          |
| MISSING PERSONS                  | 1                 | 0                           |
| PETIT LARCENY                    | 4                 | 0                           |
| SUSPICIOUS INCIDENTS             | 6                 | 0                           |
| TRESPASS                         | 3                 | 0                           |
| TRUANCY                          | 1                 | 0                           |
| UNLAWFUL POSSESSION OF MARIJUANA | 4                 | 0                           |
| OTHER                            | 31                | 0                           |
| <b>TOTALS</b>                    | <b>141</b>        | <b>48</b>                   |

## GENERAL OUTPUT

**92 INDIVIDUAL LATENT FINGER OR PALM PRINTS** were developed and lifted at crime scenes or at the Brighton Police Department laboratory facilities during 2018. Many of these were identified either through hand searching through leads developed by the Investigative Services Division personnel or through SAFIS (Statewide Automated Fingerprint Identification System), a valuable investigative tool of the Division of Criminal Justice Services which scans latent fingerprints, then compares the images with millions of sets of fingerprints on file in Albany.

**11,625 PHOTOGRAPHS** were taken, both at crime scenes, accidents and other incidents, and of arrested individuals for identification purposes.

**NO SUSPECT ID COMPOSITES** were made during 2018. However numerous Police Bulletins were produced using the images of criminals obtained from surveillance video cameras.

**OVERTIME** used for ID work in 2018: **61.75 hours**.

There were **683 ARRESTED PERSONS** processed through the Monroe/Rochester Identification System (MoRIS) for various felonies, misdemeanors, and violations.

**1,708 pieces of PROPERTY / EVIDENCE** were recorded into the property room.

In 2018, the Identification Unit participated in multiple pharmaceutical collection events. Those events resulted in the collection of **4,813 pounds** of **PHARMACEUTICAL** waste.

**255** persons were **FINGERPRINTED** during 2018 for licenses, permits, adoptions, etc., generating **\$2,075** for the Town.

In 2018, the Identification Unit generated a total of **\$2,097** in **REVENUE** for the General Fund through photographic sales, abandoned property and the fees charged for fingerprinting.

## TECH JOB STATISTICS

| JOB TYPE                  | # OF JOBS  | % OF TOTAL JOBS | # OF PHOTOS   | PHOTOS PER JOB | # OF LATENTS |
|---------------------------|------------|-----------------|---------------|----------------|--------------|
| ASSAULT                   | 6          | 2               | 105           | 18             | 0            |
| BURGLARY                  | 53         | 17.7            | 2107          | 40             | 0            |
| CRIMINAL MISCHIEF         | 21         | 7               | 634           | 30             | 26           |
| DEATH                     | 35         | 11.7            | 2381          | 68             | 0            |
| DOMESTIC VIOLENCE         | 4          | 1.3             | 67            | 17             | 0            |
| DRUG INVESTIGATION        | 6          | 2               | 233           | 39             | 0            |
| FIREARM INCIDENT          | 6          | 2               | 292           | 49             | 0            |
| LARCENY                   | 42         | 14              | 1527          | 36             | 26           |
| MVA                       | 29         | 9.7             | 993           | 34             | 0            |
| OTHER                     | 26         | 8.7             | 893           | 34             | 0            |
| ROBBERY                   | 26         | 8.7             | 778           | 30             | 19           |
| SEXUAL ASSAULT            | 11         | 3.7             | 477           | 43             | 7            |
| SUSPICIOUS                | 18         | 6               | 284           | 16             | 8            |
| TRAFFIC OFFENSES          | 2          | .7              | 33            | 17             | 0            |
| TRESPASS                  | 5          | 1.7             | 294           | 59             | 2            |
| UNAUTHORIZED USE MOTOR V. | 9          | 3               | 527           | 59             | 4            |
| <b>TOTALS</b>             | <b>299</b> |                 | <b>11,625</b> |                | <b>92</b>    |

## ANIMAL CONTROL

Brighton Animal Control officers responded to **1473** calls for service in 2018.

Brighton Animal Control officers seized a total of **48** dogs in 2018. A total of **22** dogs were impounded in 2018 and 26 were returned to their licensed owners. In addition, **3** cats were cared for in 2018.

The Animal Control Department generated a revenue total for the Town of **\$22,207** in 2018 for licenses, fines and fees.

On October 6th, 2018 the Town of Brighton, in conjunction with the Monroe County Health Department, hosted the 25th annual Rabies Immunization Clinic for cats, dogs and ferrets at the Town Highway Department building. A total of **102** pets were vaccinated at the clinic.

Brighton Animal Control continued with the nuisance wildlife humane trap and release program where Brighton Animal Control Officers relocated over 300 nuisance wildlife animals for residents and businesses. This included the capture of bats which were taken to the Monroe County Health Department and tested for rabies when appropriate.

The Animal Control Department greatly appreciates the support provided by the Town Clerk's office and the Town Court with collecting license fees and fines.

## STATISTICS

|  | 2017 | 2018 |
|--|------|------|
| <b>DOG LICENSES ISSUED</b>                     | 2069 | 2211 |
| <b>LICENSE RENEWAL REMINDERS (Letters)</b>     | 237  | 381  |
| <b>NON-RENEWAL FOLLOW-UPS (Personal Visit)</b> | 78   | 124  |
| <b>COMPLAINTS HANDLED</b>                      | 1244 | 1473 |
| <b>SUMMONSES ISSUED</b>                        | 11   | 12   |
| <b>DOGS SEIZED</b>                             | 52   | 48   |
| <b>DOGS IMPOUNDED</b>                          | 26   | 22   |
| <b>OTHER ANIMALS IMPOUNDED</b>                 | 4    | 3    |

## FINES AND FEES REVENUE

|  | 2017               | 2018               |
|--|--------------------|--------------------|
| <b>FINES COLLECTED</b>                     | \$ 300.00          | \$ 250.00          |
| <b>SEIZURE AND BOARDING FEES COLLECTED</b> | \$ 1,897.00        | \$ 1,484.00        |
| <b>TOTALS</b>                              | <b>\$ 2,197.00</b> | <b>\$ 1,734.00</b> |

## DOG LICENSE REVENUE

|                         | 2017                | 2018                |
|-------------------------|---------------------|---------------------|
| <b>STATE REVENUE</b>    | \$ 2,316.00         | \$ 2,494.00         |
| <b>BRIGHTON REVENUE</b> | \$ 18,421.00        | \$ 19,713.00        |
| <b>TOTALS</b>           | <b>\$ 20,737.00</b> | <b>\$ 22,207.00</b> |

Each year, the Brighton Police Department recognizes exceptional contributions to the field of public safety by individuals both within the Department and in the community. The following awards were presented at the May 17th, 2018 Brighton Town Board Meeting.

### *Life Saving Award*

---

#### **OFFICER BRAD STEVE**

On December 18, 2017, Officer Brad Steve worked collectively with a group of citizens to render CPR to an individual who collapsed from a cardiac event while playing racquetball. It was Officer Steve's collective efforts with a group of citizens that led to the individual being saved.

### *Citizen Award*

---

#### **MS. COURTNEY SHORES, DR. RACHEL FARKAS, DR. MARVIN GRIEFF, MR. LARRY HAVLEN, MR. JULIAN RUIZ**

On December 18, 2017, a person was playing racquetball at the Jewish Community Center when he collapsed suffering a cardiac event. This group of citizens worked together to provide lifesaving CPR. It was their collective efforts that led to the individual being saved.



### *Excellent Police Service Award*

---

#### **OFFICER JEFFREY RUFFALO**

On May 4, 2018, Officer Ruffalo responded to a domestic violence situation where an individual was contemplating jumping from a second story window. When Officer Ruffalo arrived, the individual was partially hanging out the window. Officer Ruffalo was able to quickly deescalate the situation and get the individual to go back inside the room where he was eventually safely placed into custody.

### *Life Saving Award*

---

#### **OFFICER JOSEPH LABARBERA**



On November 18, 2017, Officer LaBarbera administered Narcan to an unconscious individual who had overdosed on heroin. Without the administration of Narcan the individual would likely have died.

### *Citizen Award*

#### **MR. JOHN HORN, MRS. DEBORAH HORN**

On January 28, 2018, Mr. and Mrs. Horn observed a person fall on a sidewalk. They not only called for medical services, they gave care and aid to the individual who had fallen and injured her hip. If they had not called there is no way to determine how long the individual would have lain there unable to move or call for help.

### *Citizen Award*

#### **MS. MIMI ENADEGHE**

On August 17, 2017, Ms. Enadeghe heard a car alarm during the early morning hours in the apartment complex where she was living. Ms. Enadeghe provided critical information to responding officers that led to an individual being taken into custody for stealing from vehicles.



### *Citizen Award*

#### **MISS KATHRYN FRUSCIONE**

On September 6, 2017, Ms. Fruscione was walking in Buckland Park when she observed an individual who was attempting to commit suicide. Ms. Fruscione gave responding officers specific details that led to the individual being located and transported to a hospital for medical care.

### *Monroe County Office of Mental Health Award*

#### **OFFICER RENEE FISCHER**

Officer Renee Fischer was presented with an award by the S.W.A.T (Spreading Awareness Around Town) Youth Council. This award recognizes Officer Fischer's great work and the impact she has on the lives of the youth in Monroe County. Officer Fischer is one of only a handful of officers to be certified in Youth Mental Health First Aid in the County.





## COMMUNITY ENGAGEMENT INITIATIVE

The Brighton Police Department continues with the community policing model as the philosophy of the department. Community engagement, interacting with residents and addressing community needs are of the utmost importance. Community services and programs continue to be a high priority of the Brighton Police Department. This includes tours, presentations and servicing community events. Below is just a small sampling of the community engagement that was done in 2018.

### BIKE RODEO

The Brighton Police Department, along with Brighton Rotary, the Farmer's Market and the Parks and Recreation Department, held a bike, scooter and roller blade rodeo in the parking lot at Brighton High School on June 10, 2018. The rodeo included safety talks and skill testing on an obstacle course. Officer Renee Fischer demonstrated bicycle safety and proper bicycle handling. Approximately 70 children and their parents attended the event. Each participant received a new bicycle helmet compliments of the Brighton Police Patrol Association.



### EXPLORER PROGRAM

The Brighton Police Department sponsors a Law Enforcement Career Explorers post for young people ages 14 through 20 who have completed at least 8th grade. There are more than 33,000 Law Enforcement Explorers in the United States.



*Sgt. Timothy Karch is presented with the BSA Journey to Excellence Award from Police Explorers Evan Webster and Richard Coon.*

Those involved in Exploring learn about careers in law enforcement through lectures, tours, and hands-on activities. There are opportunities for community service experiences. Explorers receive advice from Brighton Police officers as to what steps they should be taking to prepare for careers in Law Enforcement.



A special thanks to Investigator Timothy Karch for his time and effort to make the Brighton Police Explorers a successful program. Officer Tyler Moulton has become the new advisor to the program.

### COMMUNITY OUTREACH

The Police Blotter is an online weekly composite of crimes occurring in Brighton, as well as occasional tips on keeping individuals, families, and property safe and secure. It is intended to inform and better prepare residents to take an active role in crime prevention and deterrence.

## CHILD SEAT SAFETY CHECKS



The National Highway Traffic Safety Administration (NHTSA) reports that 8 out of 10 child safety seats are installed improperly. In New York State, those statistics are even more alarming. Nine out of ten child safety seats in New York are reported as being unsafe. The Brighton Police Department is doing its part to help combat those shocking statistics.

Our Child Safety Seat program has highly trained Police Officers dedicated not only to the safety of our community's children, but to the education of the parents, grandparents and caregivers watching over them. The Brighton Police Department holds monthly car seat checkpoints for interested residents. Residents can schedule a appointments by calling 784-5389.

## PHARMACEUTICAL DROP-OFF

To reduce potential sources of environmental contamination, the Brighton Police Department, in conjunction with the Monroe County Department of Environmental Services and the Drug Enforcement Administration, now organizes periodic pharmaceutical waste collections to provide our residents with a safe and proper way to dispose of their unused or unwanted medications. In 2018 **4,813 lbs.** of pharmaceutical waste was collected. This service is free of charge to Monroe County residents. Persons interested in this program can check the Town's web page at [www.townofbrighton.org](http://www.townofbrighton.org) or [www.monroecounty.gov](http://www.monroecounty.gov) for announcements on upcoming dates.



On April 28th, and October 27th 2018, the Town of Brighton sponsored pharmaceutical take-back events. Investigator Ryan Lehigh, Officer Tyler Moulton and members of the Brighton Police Explorer Program assisted at these events. A total of 835 pounds of unwanted pharmaceuticals were collected.



## CITIZENS' POLICE ACADEMY

To acquaint Brighton residents and merchants with the Brighton Police Department's responsibilities and legal issues as the agency enforces laws within the criminal justice system, the Department designed the Brighton Citizens' Police Academy. Participation in the Academy reinforces the importance of strong community police partnership.

In addition to Brighton Police presenters, previous guest presenters have included Brighton Town Judges, the Monroe County District Attorney, the Monroe County Public Defender, and the police K-9 units.

There have been field trips to the 911 Center, the Monroe County Jail, and the Public Safety Training Facility. Examples of topics that have been presented include: crime scene investigations, theories of prosecution and defense, vehicle, traffic, drug and DWI enforcement, domestic violence and many others.



## PURPLE BOX CAMPAIGN

The Brighton Police Department participated in the annual Purple Box Campaign. This toy drive is for children and families living at the Willow Domestic Violence Center of Greater Rochester. Thanks to the generosity of our community, the Department was able to provide many toys and donations to help bring some normalcy and hope to the affected families during the holiday season.



## PRESENTATIONS

Brighton Police Department Officers are available to assist neighborhood groups that wish to set up **Neighborhood Watch Programs**. Officers give presentations about crime prevention and security precautions and address concerns of Brighton residents.

In an effort to educate and aid the Brighton community in crime prevention and personal safety, Brighton Police Department Officers make presentations to Brighton organizations on a variety of topics. In 2018 more than **80 organizations** were served, totaling almost **40,000 persons**.



### THE OPIOID EPIDEMIC: COMMUNITY FORUM

**WHEN**  
Monday, March 12 at 7 p.m.

**WHERE**  
Brighton High School Auditorium  
1150 S. Winton Road

Our panel of experts from the Monroe County Department of Health, Medical Examiner's Office, Brighton Police Department, and Brighton Central School District will lead a candid discussion on the crisis we face as a community.

The event is free and open to the public.

A partnership between the Brighton Central School District, Town of Brighton, Brighton Central PTSA, and Monroe County.

**Guest Speaker:**  
Dr. Michael Mendoza  
Monroe County Commissioner of Public Health

**A Panel Featuring:**  
Mark Henderson  
Brighton Police Chief

Robert Zerby  
Monroe County Chief Medical Investigator

Lance Mitchell  
Brighton Schools Prevention Intervention Youth Specialist

Lori Drescher  
Certified Family Recovery Coach, Advocate & Trainer

There will be an opportunity to ask the panel questions anonymously.

Community organizations will attend the event to offer their resources.

*Brighton*

## SOCIAL MEDIA





COMMUNITY





COMMUNITY





